

**IR** | **WIRERUN®**



# TABLE OF CONTENTS

## CABLE TRAYS & ACCESSORIES

COBIA® GALVANIZED.....	2-7
COBIA® POWDER COATED.....	8-15

## UNDER DESK CABLE MANAGEMENT

BALLYHOO™ UNDER DESK BASKET.....	17
WAHOO™ UNDER DESK TRAY.....	18

## RACEWAY & DUCTS

SNAPPER® RACEWAY.....	21-23
SNAPPER® WIRE DUCTS.....	24-25

## CABLE COVERS

MORAY™ CHANNELED RUBBER CABLE COVERS.....	26
MORAY™ DROP OVER CABLE COVERS.....	27

## DESK OUTLETS & SURGE PROTECTORS

BONITO® USB IN-DESK POWER OUTLET.....	29
MANTA™ DESK MOUNT POWER STRIP & CHARGING STATIONS.....	30
GROUPE™ 6 OUTLET SURGE PROTECTOR.....	31
ELECTRIC EEL™ SELF COILING EXTENSION CORD.....	31

## DESK GROMMETS

NAUTILUS™ PLASTIC GROMMET.....	32
NAUTILUS™ METAL GROMMET.....	33

## CHARGERS & HUBS

FANTASY™ WIRELESS CHARGER.....	35
UTOPIA™ IN-DESK WIRELESS CHARGER.....	36
REVERIE™ DESKTOP WIRELESS CHARGER.....	37
TARPON™ 5-PORT USB CHARGER.....	38
MARLIN™ PORTABLE SOLAR POWERED USB CHARGER.....	39

## NETWORKING

AMBERJACK™ PATCH PANELS.....	41
------------------------------	----







# **CABLE TRAYS & ACCESSORIES**

pages 2-15



# CABLE TRAYS & ACCESSORIES

## COBIA® GALVANIZED




Cobia® wire mesh basket trays are a budget-friendly alternative to other cable management solutions for supporting groups of cables. WireRun® Cable Trays

can be installed either in a ceiling, in a raised floor or along a wall with brackets, and are easily altered to make turns to complete the path.

Made of electro zinc-plated galvanized steel to help prevent corrosion from chemicals or humidity. Open design suspends electrical and network cables from support beams or routes them above drop ceiling systems, but still allows for additions or changes in the future.

### FEATURES:

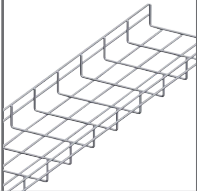
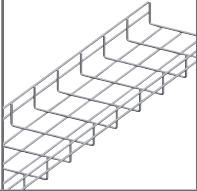
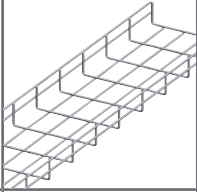
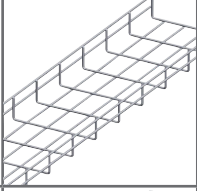
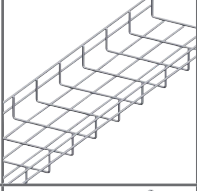
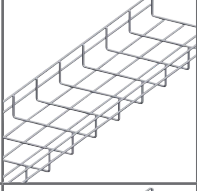
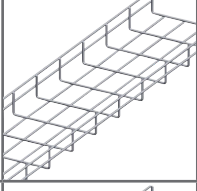
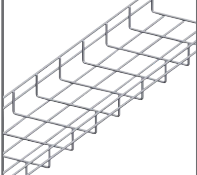
- Available in 4 widths to accommodate any size application (4", 6", 8", and 12")
- Narrow grid pattern prevents cables from sagging which can compromise the integrity of copper cabling networks, or even cause breaks in delicate fiber optic cables
- Ventilating grid pattern allows for air circulation and also prevents dust, debris and other contaminants
- Hot dip galvanized after fabrication
- Cable trays supports, such as the hanger kit or other suspension solutions, are recommended every five (5) feet to promote the durability of your tray system





## STRAIGHT SECTION

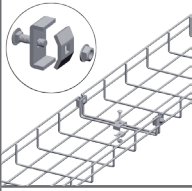
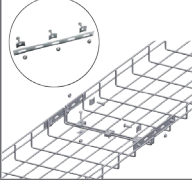


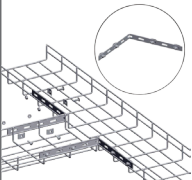
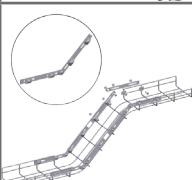
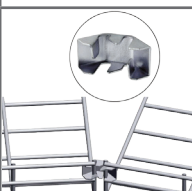
Main sections of the tray can also be use to make turns, T's, 4-ways and elevation changes

PART#	IMAGE	DESCRIPTION	DEPTH	WIDTH	LENGTH
WR-2-4-79-EZ		Straight Section	2"	4"	6' 7"
WR-2-4-118-EZ		Straight Section	2"	4"	9' 10"
WR-2-6-79-EZ		Straight Section	2"	6"	6' 7"
WR-2-6-118-EZ		Straight Section	2"	6"	9' 10"
WR-2-8-79-EZ		Straight Section	2"	8"	6' 7"
WR-2-8-118-EZ		Straight Section	2"	8"	9' 10"
WR-2-12-79-EZ		Straight Section	2"	12"	6' 7"
WR-2-12-118-EZ		Straight Section	2"	12"	9' 10"



## CONNECTOR BARS

Create secure bonds for your specific application using these splices and connectors

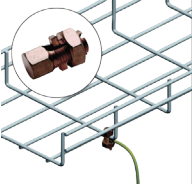
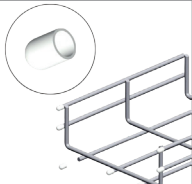

PART#	IMAGE	DESCRIPTION	NOTES
WR-CPLR-EZ		Coupler	Required to join a pair of sections at several points.
WR-STRBAR-EZ		Strongest Straight Section Splice w/ 3 Couplers	Used to join a pair of straight sections or create reductions; much stronger connection than Coupler or Fast Fix Splicer.
WR-FASTSPL-EZ		Fast Fix Splice	Used for a quick connection of 2 straight sections. Fastest connection, recommended for light loads only.
WR-FASTSPL-TOOL		Fast Fix Splicer Installation Tool	Required to install Fast Fix Splicer®.
WR-CNRSBAR-EZ		Corner Strengthening Bar	Bonds T's and 4-way connectors, includes (4) Couplers.
WR-ADJCN-EZ		Elevation Change Support Bar	Reinforces tray that is cut and bent to make elevation changes; adjusts to your desired angle. Includes hardware.
WR-FASTLK-EZ		Fastlock	Used to keep bends connected at the cut point.





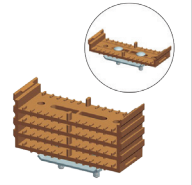
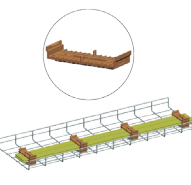

## PREPARATION & FINISH

Ensure safe, correct installation with these quality items

PART#	IMAGE	DESCRIPTION	NOTES
WR-GRDBLT		Grounding Bolt	Connect a ground wire to earth the tray
WR-RBREC10		Rubber Endap (Pack of 10)	Placed over wires that were cut to prevent injury and improve aesthetic
WR-TRAYCTR65		Tray Cutter	Cuts the wires of the basket for turns, intersections and general purposes

## CABLE MANAGEMENT

These items will help you keep cables organized on the tray

PART#	IMAGE	DESCRIPTION	NOTES
WR-CBSCBASE		Cable Sectioner Base	Used to separate sections of cable; stack a few runs, then top off with the Cable Sectioner Top (below). Dimensions: 4-1/4" x 1-1/2"
WR-CBSCTOP		Cable Sectioner Top	Placed on top of a (or stack of) Cable Sectioner Bases
WR-WTRFL-EZ		Waterfall Cable Drop	Carefully guides cables into a drop, maintaining bend radius; 3.5" wide to fit one rung spacing

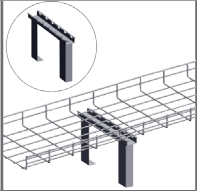
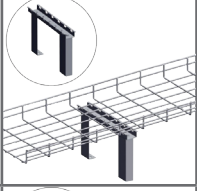
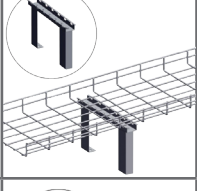
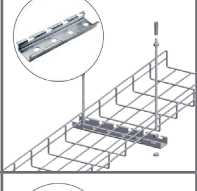
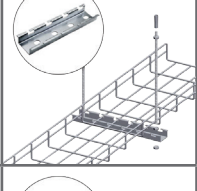
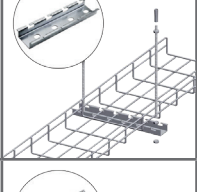
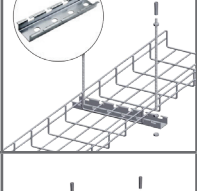
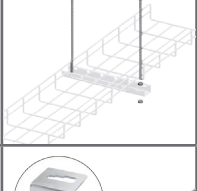
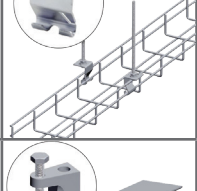



## SUPPORTS

Install your cable tray where you want it with these useful supports

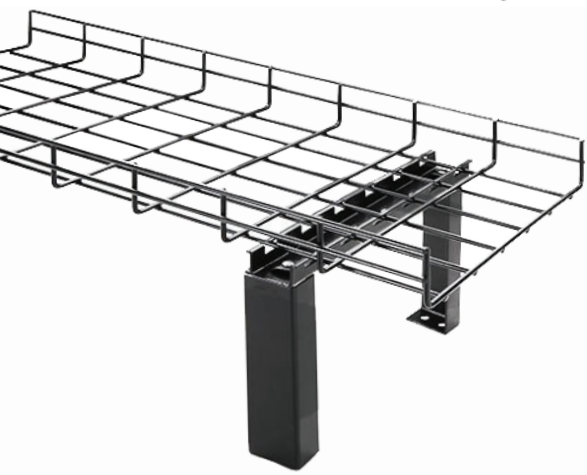
PART#	IMAGE	DESCRIPTION	NOTES	WIDTH
WR-WLBT4-EZ		(T) Wall Bracket	Quicker install than D-bracket; tray sits on top and is bolted with (2) couplers (included)	4"
WR-WLBT6-EZ		(T) Wall Bracket	Quicker install than D-bracket; tray sits on top and is bolted with (2) couplers (included)	6"
WR-WLBT8-EZ		(T) Wall Bracket	Quicker install than D-bracket; tray sits on top and is bolted with (2) couplers (included)	8"
WR-WLBT12-EZ		(T) Wall Bracket	Quicker install than D-bracket; tray sits on top and is bolted with (2) couplers (included)	12"
WR-WLBD4-EZ		(D) Wall Bracket	Most secure wall bracket, locks into wires of tray; longer install than T-bracket	4"
WR-WLBD6-EZ		(D) Wall Bracket	Most secure wall bracket, locks into wires of tray; longer install than T-bracket	6"
WR-WLBD8-EZ		(D) Wall Bracket	Most secure wall bracket, locks into wires of tray; longer install than T-bracket	8"
WR-WLBD12-EZ		(D) Wall Bracket	Most secure wall bracket, locks into wires of tray; longer install than T-bracket	12"
WR-CTF4-EZ		Cabinet / Floor Mount Bracket	Bolted into the floor or cabinet top; can be used under floor	4"



WR-CTF6-EZ		Cabinet / Floor Mount Bracket	Bolted into the floor or cabinet top; can be used under floor	6"
WR-CTF8-EZ		Cabinet / Floor Mount Bracket	Bolted into the floor or cabinet top; can be used under floor	8"
WR-CTF12-EZ		Cabinet / Floor Mount Bracket	Bolted into the floor or cabinet top; can be used under floor	12"
WR-TRP4-EZ		Trapeze Ceiling Bar	Hung from threaded rods for an economical ceiling hanging option	4"
WR-TRP6-EZ		Trapeze Ceiling Bar	Hung from threaded rods for an economical ceiling hanging option	6"
WR-TRP8-EZ		Trapeze Ceiling Bar	Hung from threaded rods for an economical ceiling hanging option	8"
WR-TRP12-EZ		Trapeze Ceiling Bar	Hung from threaded rods for an economical ceiling hanging option	12"
WR-THRD40		Threaded Rod, 40" L x 3/8" diameter	Connected to Ceiling Brackets and I-Beam Clamps	-
WR-HNGHOOK-EZ		Hanging Hook	Hung from threaded rods for an economical ceiling hanging option	-
WR-IBCLP		I-Beam Clamp	Each clip accepts a threaded rod and can be clamped to an overhead I-Beam or U-Channel	-

# CABLE TRAYS & ACCESSORIES

## COBIA® POWDER COATED



For critical applications where reliability and zero contamination is a priority, Cobia® offers a line of black powder coated cable basket trays. The smooth powder coated finish minimizes the potential of corrosion and zinc whiskers, which can damage highly sensitive equipment. Straight, L, and T junctions are available, as well as a full range of hardware and accessories to help you mount and install your cable trays.

### FEATURES:










- UL listed
- CE certified
- 0.196" wire steel frame
- Powder-coated in Black to fit most decors
- Lightweight for easy handling
- Prevents the growth of zinc whiskers that could lead to short circuits

### STRAIGHT SECTION

Main sections of the tray can also be used to make turns, T's, 4-ways and elevation changes

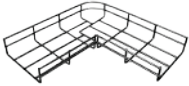
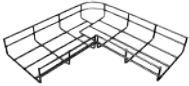




PART#	IMAGE	DESCRIPTION	DEPTH	WIDTH	LENGTH
WR-2-6-79-BK		Straight Section	2"	6"	6.56'
WR-2-6-118-BK		Straight Section	2"	6"	9.84'
WR-2-8-79-BK		Straight Section	2"	8"	6.56'



WR-2-8-118-BK		Straight Section	2"	8"	9.84'
WR-2-12-79-BK		Straight Section	2"	12"	6.56'
WR-2-12-118-BK		Straight Section	2"	12"	9.84'
WR-4-6-79-BK		Straight Section	4"	6"	6.56'
WR-4-6-118-BK		Straight Section	4"	6"	9.84'
WR-4-8-79-BK		Straight Section	4"	8"	6.56'
WR-4-8-118-BK		Straight Section	4"	8"	9.84'
WR-4-12-79-BK		Straight Section	4"	12"	6.56'
WR-4-12-118-BK		Straight Section	4"	12"	9.84'

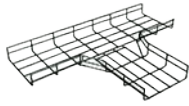
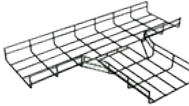
## L JUNCTION SECTION

Used to make 90° turns


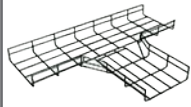
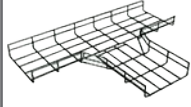
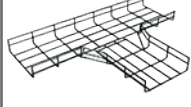
PART#	IMAGE	DESCRIPTION	DEPTH	WIDTH
WR-JL-2-6-BK		L Junction Section	2"	6"
WR-JL-2-8-BK		L Junction Section	2"	8"
WR-JL-2-12-BK		L Junction Section	2"	12"
WR-JL-4-6-BK		L Junction Section	4"	6"
WR-JL-4-8-BK		L Junction Section	4"	8"
WR-JL-4-12-BK		L Junction Section	4"	12"

## T JUNCTION SECTION

Used to split your run in a T shape




PART#	IMAGE	DESCRIPTION	DEPTH	WIDTH
WR-JT-2-6-BK		T Junction Section	2"	6"
WR-JT-2-8-BK		T Junction Section	2"	8"



WR-JT-2-12-BK		T Junction Section	2"	12"
WR-JT-4-6-BK		T Junction Section	4"	6"
WR-JT-4-8-BK		T Junction Section	4"	8"
WR-JT-4-12-BK		T Junction Section	4"	12"

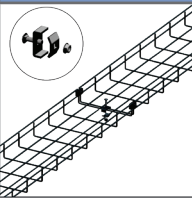
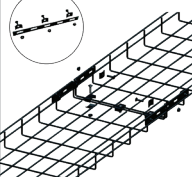
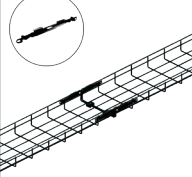

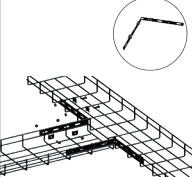
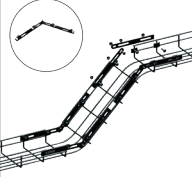
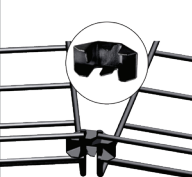
## CONNECTION HARDWARE RECOMMENDATION

Minimum recommended quantities by tray width

TRAY WIDTH	COUPLER WR-CPLR-BK	STRENGTHENING SPLICE BAR WR-STRBAR-BK	FAST FIX SPLICE WR-FASTSPL-BK
			
4"	3 couplers (2 on sides + 1 on bottom)	2 on sides + 1 WR-CPLR-BK on bottom	2 on sides + 1 WR-CPLR-BK on bottom
6"	3 couplers (2 on sides + 1 on bottom)	2 on sides + 1 WR-CPLR-BK on bottom	2 on sides + 1 WR-CPLR-BK on bottom
8"	4 couplers (2 on sides + 2 on bottom)	2 on sides + 2 WR-CPLR-BK on bottom	2 on sides + 2 WR-CPLR-BK on bottom
12"	5 couplers (2 on sides + 3 on bottom)	2 on sides + 3 WR-CPLR-BK on bottom	2 on sides + 3 WR-CPLR-BK on bottom

## CONNECTION HARDWARE

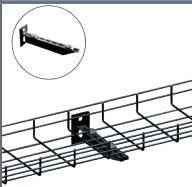
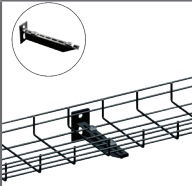
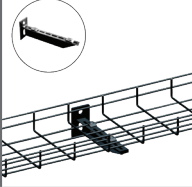



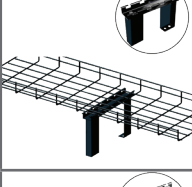
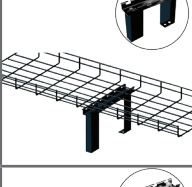
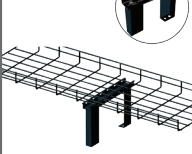
Create secure bonds for your specific application using these splices and connectors

PART#	IMAGE	DESCRIPTION	NOTES
WR-CPLR-BK		Coupler	Required to join a pair of sections at several points
WR-STRBAR-BK		Strengthening Splice Bar	Used to join a pair of straight sections or create reductions; much stronger connection than Coupler or Fast Fix Splicer
WR-FASTSPL-BK		Fast Fix Splice	Used for a quick connection of 2 straight sections. Fastest connection, recommended for light loads only. Includes couplers
WR-FASTSPL-TOOL		Fast Fix Splicer Installation Tool	Required to install Fast Fix Splicer
WR-CNRSBAR-BK		Corner Strengthening Bar	Bonds T's and 4-way connectors, includes (4) Couplers
WR-ADJCN-BK		Elevation Change Support Bar	Reinforces tray that is cut and bent to make elevation changes; adjusts to your desired angle. Includes hardware
WR-FASTLK-BK		Fastlock	Used to keep bends connected at the cut point



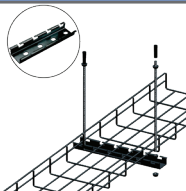
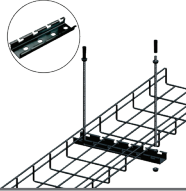
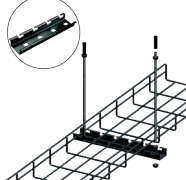
## SUPPORTS

Install your cable tray where you want it with these useful supports

PART#	IMAGE	DESCRIPTION	NOTES	WIDTH
WR-WLBT6-BK		(T) Wall Bracket	Quicker install than D-bracket; tray sits on top and is bolted with (2) couplers (included)	6"
WR-WLBT8-BK		(T) Wall Bracket	Quicker install than D-bracket; tray sits on top and is bolted with (2) couplers (included)	8"
WR-WLBT12-BK		(T) Wall Bracket	Quicker install than D-bracket; tray sits on top and is bolted with (2) couplers (included)	12"
WR-WLBD6-BK		(D) Wall Bracket	Most secure wall bracket, locks into wires of tray; longer install than T-bracket	6"
WR-WLBD8-BK		(D) Wall Bracket	Most secure wall bracket, locks into wires of tray; longer install than T-bracket	8"
WR-WLBD12-BK		(D) Wall Bracket	Most secure wall bracket, locks into wires of tray; longer install than T-bracket	12"
WR-CTF6-BK		Cabinet / Floor Mount Bracket	Bolted into the floor or cabinet top; can be used under floor	6"
WR-CTF8-BK		Cabinet / Floor Mount Bracket	Bolted into the floor or cabinet top; can be used under floor	8"
WR-CTF12-BK		Cabinet / Floor Mount Bracket	Bolted into the floor or cabinet top; can be used under floor	12"

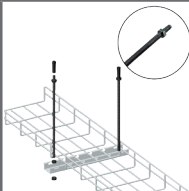
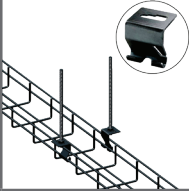

## SUPPORTS - cont. from page 13

Install your cable tray where you want it with these useful supports

PART#	IMAGE	DESCRIPTION	NOTES	WIDTH
WR-TRP6-BK		Trapeze Ceiling Bar	Hung from threaded rods for an economical ceiling hanging option	6"
WR-TRP8-BK		Trapeze Ceiling Bar	Hung from threaded rods for an economical ceiling hanging option	8"
WR-TRP12-BK		Trapeze Ceiling Bar	Hung from threaded rods for an economical ceiling hanging option	12"

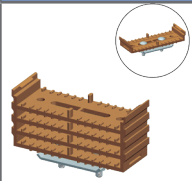
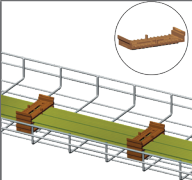



## SUPPORTS

Install your cable tray where you want it with these useful supports

PART#	IMAGE	DESCRIPTION	NOTES
WR-THRD40		Threaded Rod, 40" L	Connected to Ceiling Brackets and I-Beam Clamps
WR-HNGHOOK-BK		Hanging Hook	Hung from threaded rods for an economical ceiling hanging option
WR-IBCLP		I-Beam Clamp	Each clip accepts a threaded rod and can be clamped to an overhead I-Beam or U-Channel

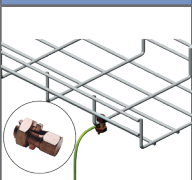
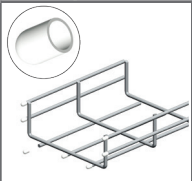

## CABLE MANAGEMENT

These items will help you keep cables organized on the tray

PART#	IMAGE	DESCRIPTION	NOTES
WR-CBSCBASE		Cable Sectioner Base	Used to separate sections of cable; stack a few runs, then top off with the Cable Sectioner Top (below). Dimensions: 4-1/4" x 1-1/2"
WR-CBSCTOP		Cable Sectioner Top	Placed on top of a (or stack of) Cable Sectioner Bases
WR-DVDR-2-39-BK		Tray Divider	Used to separate cable bundles within the tray. Dimensions: 2" high by 3.28 ft long
WR-DVDRCLP-BK		Divider Coupling Clip	Used to join two Tray Dividers (above). Pack of 10
WR-WTRFL-BK		Waterfall Cable Drop	Carefully guides cables into a drop, maintaining bend radius; 3.5" wide to fit one rung spacing

## PREPARATION & FINISH

Ensure safe, correct installation with these quality items

PART#	IMAGE	DESCRIPTION	NOTES
WR-GRDBLT		Grounding Bolt	Connect a ground wire to earth the tray
WR-RBREC10-BK		Rubber Endap (Pack of 10)	Placed over wires that were cut to prevent injury and improve aesthetic
WR-TRAYCTR65		Tray Cutter	Cuts the wires of the basket for turns, intersections and general purposes





# UNDER DESK CABLE MANAGEMENT

pages 17-19



# UNDER DESK CABLE MANAGEMENT


## WAHOO™ UNDER DESK BASKET



Designed to organize all cords and cables under your desk, the Wahoo™ under desk cable basket is made of high-quality powder coated steel with pre-drilled mounting holes for easy installation. The under desk cable basket is designed to withstand everyday use to neatly and efficiently organize power, data and A/V cables, keeping your work area safe.

### FEATURES:


- High-quality powder coated steel construction
- Easily organizes cables around your desk for optimal productivity
- Prevents cables from getting tangled and damaged
- Powder-coated in Black to fit most decors
- Available in 14", 24" and 36" lengths
- Includes self-tapping screws for installation



PART#	LENGTH	INTERIOR FLAT DEPTH	INTERIOR EXTENDED DEPTH	INTERIOR HEIGHT	EXTERIOR DEPTH	EXTERIOR HEIGHT
WR-DCOT14	14"	4.7"	5.5"	3"	5.75"	3.5"
WR-DCOT24	24"	4.7"	5.5"	3"	5.75"	3.5"
WR-DCOT36	36"	4.7"	5.5"	3"	5.75"	3.5"

# UNDER DESK CABLE MANAGEMENT




## BALLYHOO™ UNDER DESK TRAY



Ballyhoo™ under desk wire tray will work wonders for your home, office or anywhere cable management is needed. Power supplies, speakers, cords, and more can be lifted off the floor to avoid and hazards and since this attaches under the table, your cables management won't be seen by prying eyes. Eliminate the clutter.

### FEATURES:

- Clears floor of unsightly clutter and makes cleaning easier
- Installs in seconds with included mounting hardware
- This versatile basket screws into the bottom of any desk or table top to conceal and control cables, wires, power strips power supplies and more
- The edges can be use as hooks to hang extra cords, wind up cords or even for holding a purse or brief case
- Easy installation, just screw in fours screws (included) and you can start organizing in seconds
- Can be mounted vertically or horizontally to a wall or desk support



PART#	DESCRIPTION	LENGTH	DEPTH	HEIGHT
WR-DCOT-CC-B	Ballyhoo™ Basket Tray	23"	7"	4.25"








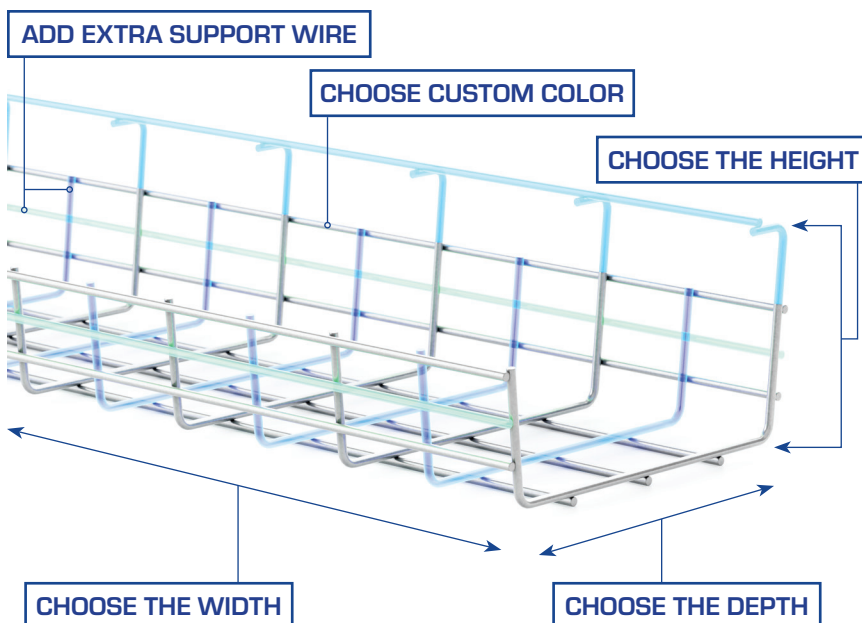
# UNDER DESK CABLE MANAGEMENT

## YOUR OWN CUSTOM DESIGN


We know you already love your Wahoo™ Under Desk Basket for neat and effective cable management. But sometimes you need something really specific – and maybe you need a lot of it. That's why we now offer customization of our under desk baskets, on an individual basis or in bulk! Let us know exactly what you need, and we'll be able to fit your specifications to a tee. We offer custom colors, custom lengths, custom depths, and custom spaced mounting, as well as specialized wire supports and customized loops.

### FEATURES:

- Same general features as WireRun® Wahoo™
- Easily organizes cables around your desk for optimal productivity
- Prevents cables from getting tangled and damaged
- Custom powder-coat color options
- Build to your custom height, depth, width, and more
- Includes self-tapping screws for installation







# RACEWAY & DUCTS

pages 21-27



# RACEWAY & DUCTS

## SNAPPER® RACEWAY



Snapper® latching raceway is an economical and durable method for organizing cables in home, office and more. Available in two size options, each with a full range of accessories, WireRun® Snapper® Raceway is a versatile and customizable solution for running cables discreetly and safely along walls, baseboards, desks and more. Its self-adhesive backing will stick to virtually any flat surface, and it can be painted to match your décor and easily cut to the desired size.

### FEATURES:

- Simple to install; attractive & customizable design
- Flexible hinge allows for easy upkeep
- Full line of accessories is available
- Strong adhesive can hold up to your heaviest applications
- Comes in White but easy to paint with any latex based color
- Available in 2 sizes to suit your application



### SMALL SNAPPER® RACEWAY

PART#	DESCRIPTION	LENGTH
WR-SR-S-6	3/4" x 1/2" 1-Piece Raceway - White	6'
WR-STRBAR-BK	3/4" x 1/2" 1-Piece Raceway - Case of 20 - White	6'

### LARGE SNAPPER® RACEWAY

PART#	DESCRIPTION	LENGTH
WR-SR-L-6	1.5" x 3/4" 1-Piece Raceway - White	6'
WR-SR-L-6-CASE	1.5" x 3/4" 1-Piece Raceway - Case of 20 - White	6'



## SMALL SNAPPER® RACEWAY ACCESSORIES

PART#	DESCRIPTION	IMAGE
WR-SR-S-3T	3-Way Tee for Small Raceways Series	
WR-SR-S-CE	Ceiling Entry for Small Raceways Series	
WR-SR-S-END	End Cap for Small Raceways Series	
WR-SR-S-IC	Inside Corner for Small Raceways Series	
WR-SR-S-OC	Outside Corner for Small Raceways Series	
WR-SR-S-90	Flat 90° Elbow for Small Raceways Series	
WR-SR-S-SC	Splice/Joint Cover for Small Raceways Series	

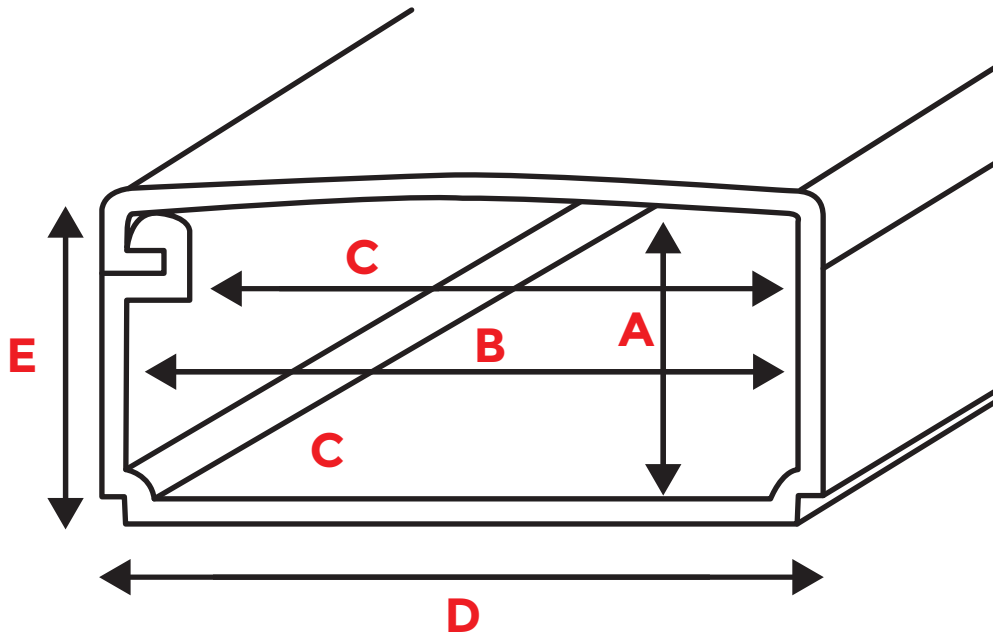
## LARGE SNAPPER® RACEWAY ACCESSORIES

PART#	DESCRIPTION	IMAGE
WR-SR-L-3T	3-Way Tee for Large Raceways Series	
WR-SR-L-CE	Ceiling Entry for Large Raceways Series	
WR-SR-L-END	End Cap for Large Raceways Series	
WR-SR-L-IC	Inside Corner for Large Raceways Series	
WR-SR-L-OC	Outside Corner for Large Raceways Series	
WR-SR-L-90	Flat 90° Elbow for Large Raceways Series	
WR-SR-L-SC	Splice/Joint Cover for Large Raceways Series	

## KITS

PART#	DESCRIPTION	# OF PIECES
WR-SR-KIT-2-L	Snapper® 11 Pieces Raceway Kit Contains: 4-1.5" x 3/4" Raceway Sticks, 2- Flat 90° Elbows, 1- 3 Way Tee, 2- Splice/Joint Covers, 1- Outer Corner Cover and 1- Inner Corner Cover	11
WR-SR-KIT-1-L	Snapper® 14 Pieces Raceway Kit Contains: 4-1.5" x 3/4" Raceway Sticks, 2- Flat 90° Elbows, 1- 3 Way Tee, 2- Splice/Joint Covers, 1- Outer Corner Cover, 1- Inner Corner Cover, 2- End Caps and 1- Ceiling Entry	14


## DIMENSIONS




MODEL	SMALL RACEWAY WR-SR-S-6	LARGE RACEWAY WR-SR-L-6
A INSIDE HEIGHT	0.45" (11.5mm)	0.66" (17mm)
B CHANNEL WIDTH	0.7" (18mm)	1.14" (29mm)
C CHANNEL WIDTH	0.51" (13mm)	0.9" (23mm)
D TOTAL WIDTH	0.86" (22mm)	1.33" (34mm)
E TOTAL HEIGHT	0.59" (15mm)	.82" (21mm)
WALL THICKNESS	0.050" (1.5mm)	0.050" (1.5mm)
TAPE WIDTH	0.7" (18mm)	1.3" (33mm)

# RACEWAY & DUCTS

## SNAPPER® WIRE DUCTS





Snapper® Open Slot and Solid Wall Wire Ducts are available in a variety of sizes to fit your needs precisely. They can be purchased individually or by the case, and are a great solution for protecting your cables from dirt, debris, and regular wear and tear. At the same time, you will discreetly conceal loose wires for a neat, finished look. Both the open slot and wall wire ducts are available in different colors to match their surroundings and your needs flawlessly.



### FEATURES:

- Includes a solid surface snap-on cover
- Available individually or by the case
- Open slot wire ducts available in black, gray, and white
- Solid wall wire ducts available in gray and white
- High quality, new and improved product
- Can easily be cut to fit your exact needs and specifications
- Easy installation that can be handled by one person





PART#	DESCRIPTION	DIMENSIONS	LENGTH	COLOR	QTY
WR-WDOS1010	1" Open Slot Wire Duct	1" W x 1" H x 6.56ft	6.56ft	White, Gray, Black	One
WR-WDOS1010C	1" Open Slot Wire Duct	1" W x 1" H x 6.56ft	118ft	White, Gray, Black	Case of 18
WR-WDOS1025	1"x 2.5" H Open Slot Wire Duct	1" W x 2.5" H x 6.56ft	6.56ft	White, Gray, Black	One
WR-WDOS1025C	1"x 2.5" H Open Slot Wire Duct	1" W x 2.5" H x 6.56ft	157ft	White, Gray, Black	Case of 24
WR-WDOS1515	1.5" Open Slot Wire Duct	1.5" W x 1.5" H x 6.56ft	6.56ft	White, Gray, Black	One
WR-WDOS1515C	1.5" Open Slot Wire Duct	1.5" W x 1.5" H x 6.56ft	131ft	White, Gray, Black	Case of 20
WR-WDOS2020	2" Open Slot Wire Duct	2" W x 2" H x 6.56ft	6.56ft	White, Gray, Black	One
WR-WDOS2020C	2" Open Slot Wire Duct	2" W x 2" H x 6.56ft	79ft	White, Gray, Black	Case of 12
WR-WDOS3030	3" Open Slot Wire Duct	3" W x 3" H x 6.56ft	6.56ft	White, Gray, Black	One
WR-WDOS3030C	3" Open Slot Wire Duct	3" W x 3" H x 6.56ft	52ft	White, Gray, Black	Case of 8
WR-WDSW2020	2" Solid Wall Wire duct	2" W x 2" H x 6.56 ft	6.56ft	White, Gray	One
WR-WDSW2020C	2" Solid Wall Wire duct	2" W x 2" H x 6.56ft	79ft	White, Gray	Case of 12
WR-WDSW3030	3" Solid Wall Wire Duct	3" W x 3" H x 6.56ft	6.56ft	White, Gray	One
WR-WDSW3030C	3" Solid Wall Wire Duct	3" W x 3" H x 6.56ft	52ft	White, Gray	Case of 8
WR-WDSW4040	4" Solid Wall Wire Duct	4" W x 4" H x 6.56ft	6.56ft	White, Gray	One
WR-WDSW4040C	4" Solid Wall Wire Duct	4" W x 4" H x 6.56ft	26ft	White, Gray	Case of 4

# CABLE COVERS

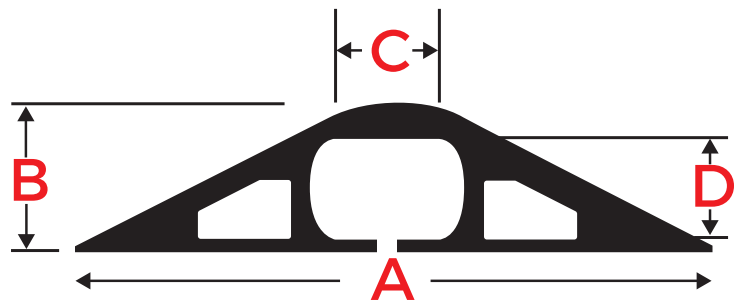


## MORAY™ CHanneled RUBBER Cable COVERS



Moray™ Rubber Duct Cable Protectors offer light protection from pedestrian traffic. Perfect for home, office, retail centers, and anywhere else where you would like to protect cables from damage and also reduce the risk of trips and falls. The cord covers are available in 2.5ft, 5ft, and 10ft and come in a variety of colors (black, brown, and gray) to perfectly match your needs.

### FEATURES:

- Made of high-quality extruded solid rubber
- 3 channels, 1 split
- Lays flat within 72 hours
- Offers light-duty protection for cables and wires
- A quick and easy solution to prevent slips and falls
- Weather resistant, but not meant for long-term outdoor use
- Unique texture keeps it firmly attached to carpeting and reduces slippage



A= 3 1/4", B= 3/4", C=3/4", D= 1/2"

PART#	DESCRIPTION	DIMENSIONS	COLOR
WR-CP-D-2-2.5	2.5ft Rubber Cable Protector	2.5' L, 3.25"W (A), 3/4"H (B)	Black, Brown, Gray
WR-CP-D-2-5	5ft Rubber Cable Protector	5' L, 3.25"W (A), 3/4"H (B)	Black, Brown, Gray
WR-CP-D-2-10	10ft Rubber Cable Protector	10' L, 3.25"W (A), 3/4"H (B)	Black, Brown, Gray

Add to the end of the part# "-BK" for Black, "-BN" for Brown, or "-GY" for Gray

# CABLE COVERS

## MORAY™ DROP OVER CABLE COVERS



Wherever there are cables or cords, along with pedestrian traffic, there should be one of our light duty Moray™ drop overs. Because they interlock with each other using their dog-bone connectors, you can cover many feet of cabling. They are a great addition to any place where tripping hazard could be an issue, including fairs, arenas, sporting events, or even airports.

### FEATURES:

- Heavy enough to lay still however, for more stability double-sided tape can be used to secure to carpeting
- Low profile design allows office chairs to roll over them with ease
- 45° left and right turns available



PART#	DESCRIPTION	CHANNEL SIZE	WIDTH	LENGTH	COLOR
WR-DOCC30	Drop Over Cord Cover	1.5" x 0.5"	5.25"	30"	Black, Gray, Safety Yellow, Orange, Brown
WR-DOCC36	Drop Over Cord Cover	1.5" x 0.5"	5.25"	36"	Black, Gray, Safety Yellow, Orange, Brown
WR-DOCC60	Drop Over Cord Cover	1.5" x 0.5"	5.25"	60"	Black, Gray, Safety Yellow, Orange, Brown

### TURNS/CORNERS

PART#	DESCRIPTION	CHANNEL SIZE	WIDTH	LENGTH	COLOR
WR-DOCC45L	45° Left Turn for Home & Office Cord Cover	1.5" x 0.5"	5.25"	6"	Black, Gray, Safety Yellow, Orange, Brown
WR-DOCC45R	45° Right Turn for Home & Office Cord Cover	1.5" x 0.5"	5.25"	6"	Black, Gray, Safety Yellow, Orange, Brown

Add to the end of the part# "-BK" for Black, "-BN" for Brown, "-GY" for Gray, "-OR" for Orange, "-YL" for Safety Yellow





# DESK OUTLETS & SURGE PROTECTORS

pages 29-33



# DESK OUTLETS & SURGE PROTECTORS

## BONITO® USB IN-DESK POWER OUTLET



Combining power and USB charging capabilities, the WireRun® Bonito® Power and USB Desk Outlet adds connectivity to your desktop. It is great for working with numerous applications at once, while still having power available. Installation is easy and can be completed by one person by simply cutting a 4.21 inch hole into a solid surface. This desk outlet easily flips over, providing outlets and connectivity when you need it, and hiding the outlets when you don't. There is an 8-foot power cord that is included so that you can easily access a wall outlet right from your desk.



### FEATURES:

- 3 AC power outlets (NEMA 5-15R)
- 2 USB charging ports with combined output of 2.4A at 5V
- Discreet flip-over cover to conceal and protect the outlets
- Fire retardant ABS construction
- Adds connectivity to your desktop
- Includes an 8-foot power cord
- When not in use, it sits flush with the table
- Great for many different applications and environments like the home or office
- Grounded for proper electrical safety
- 5 year limited warranty



PART#	DESCRIPTION	PORTS	COLOR
WR-BONITO-HS-KIT	Bonito® Outlet Power Grommet and 4.25" Hole Saw Kit	3 Power & 2 Powered USB	Black,White
WR-BONITO-PPXX-96	Bonito® Outlet Power Grommet	3 Power & 2 Powered USB	Black, White
WR-TL-HOLESAW-425	4.25" Hole Saw	-	White

Add to the end of the part# **"-BK"** for Black or **"-WT"** for White

# DESK OUTLETS & SURGE PROTECTORS

## MANTA™ DESK MOUNT POWER STRIP & CHARGING STATION



This power and USB edge-mount desk power outlet installs easily without cutting into your work surface.

Manta™ has three power receptacles and 2 USB charging ports to add versatile connectivity to your desktop. Because the power strip uses a clamp mounting system, it is easy to relocate the desk charging station as needed, when needed making it ideal for use in office environments, hotel rooms, conference centers and any location where a power and charging station is needed.

### FEATURES:

- Easy to assemble with a screw clamp mounting system
- Three power receptacles and 2 USB charging ports powered by a single 8ft power cord
- Voltage protection rating: 1000V (L-N)
- 2 USB-A Ports that have a combined output of 3.1A at 5V
- Manta2™ has an additional USB-C port
- Surge protection, 510 Joules, SPD Type 3 Tested
- 3 x NEMA 5-15R / 15A 125V AC 50/60Hz
- Manta™ housing: 7.125" x 1.5" x 2.2" (L x D x H)
- Clamp mount can be removed and Manta can be used as a simple table surface power strip
- Mount has a built in holder for business cards or a mobile device
- ROHS compliant



PART#	DESCRIPTION	PORTS	COLOR
WR-MANTA-PPPXX-96	Manta™ Desk Outlet	3 Power, 2 USB Charging	Black, White
WR-MANTA2	Manta2™ Desk Outlet	3 Power, 2 USB, 1 USB-C Charging	Black, White

Add to the end of the part# **"-BK"** for Black or **"-WT"** for White

# DESK OUTLETS & SURGE PROTECTORS

## GROUPER™ 6 OUTLET SURGE PROTECTOR



Grouper™ 6 outlet surge protector is ideal for bringing power to out of the way locations in your home, office, or commercial facility. Perfect for the office, school, warehouse, or anywhere extra power is needed.

### FEATURES:

- A convenient method of power distribution, increase your 2 outlet wall receptacle into 7 outlets
- 15 foot cord extends to even the furthest corners
- A protection indicator light shows the unit is protecting your equipment



PART#	DESCRIPTION	OUTLETS	COLOR
WR-SP15	6-Outlet Surge Protector Power Strip	6 Standard	Black,White

Add to the end of the part# “-BK” for Black or “-WT” for White

## ELECTRIC EEL™ SELF COILING EXTENSION CORD



Electric Eel™ Coiled Extension Cords are a retractable solution for messy tangled cables. These coiled cables stretch to just the right length when in use, then retract for easy storage and reduced cord clutter.

### FEATURES:

- Coiled design never tangles or bends
- Equipped with a molded right angle plug which prevents accidental disconnections
- Ideal for use in: workshops, tool benches, electrician's tool boxes, and power tools



PART#	DESCRIPTION	EXTENDED LENGTH	COLOR
WR-CCEX15-BK	1 ft Self Coiling Cord	5 ft	Black
WR-CCEX420-BK	4 ft Self Coiling Cord	20 ft	Black

# DESK GROMMETS

## NAUTILUS™ PLASTIC GROMMETS



Grommets are eyelets that are used to strengthen or protect an opening, or to insulate and protect an object passing through an opening.

Nautilus™ Plastic Desk Grommets are made from hard plastic to help prevent cracking and wear from pulling cables and wires through and, with the movable top, you can close off the hole when not in use.

### FEATURES:

- Keep computer, telephone and other cable tidy around the work space
- Grommet hole design allows the cable to pass through conveniently and easily to quickly adjust the cable
- Removable cap for easy wiring
- Textured design provides a firm grip in the hole
- Holds multiple wires and cords of many different sizes from and direction
- Three piece design allows to remove the cap, the remove the separator piece or keep them all together for a polished look
- The swivel lids provide security to the grommet and preventing items on the work surface from falling in



PART#	HOLE DIAMETER	OVERALL DIAMETER	QUANTITY	COLOR
WR-RPG205	2"	2.25"	5	Black, Brown, Gray
WR-RPG255	2.5"	2.75"	5	Black, Brown, Gray
WR-RPG305	3"	3.50"	5	Black, Brown, Gray

Add to the end of the part# **"-BK"** for Black, **"-BN"** for Brown, or **"-GY"** for Gray



# DESK GROMMETS

## NAUTILUS™ METAL GROMMETS



Nautilus™ Metal Desk Grommets provide a cosmetic and practical cover for your desk holes, and are outfitted with a rubber brush to hold your wires and cables in place and prevent them from dropping behind or under your desk once disconnected. Remove the cap to allow larger wires easy access to the top of the table or desk top.

### FEATURES:

- Overlapping edge holds grommet in place and covers any rough edges in your desk for a finished look
- Available in Brushed Bronze, Brushed Nickel or Polished Chrome to match any table top
- The twist and lock design will hold the cap, and your cable securely in place
- Soft rubber top on the metal lid with a star cut that meets in the center to allow cable pass-through and retention
- A firm grip on the cabling will prevent wires and plugs from falling down through the desktop when not in use
- Neatly feed wires away from desktops and work surfaces
- Non-permanent design allows the grommet to be lifted to accommodate cables or objects with large plugs or end faces



PART#	HOLE DIAMETER	OVERALL DIAMETER	QUANTITY	COLOR
WR-RMG205	2"	2.25"	5	Polished Chrome, Brushed Bronze, Brushed Nickel
WR-RMG255	2.5"	2.75"	5	Polished Chrome, Brushed Bronze, Brushed Nickel
WR-RMG305	3"	3.63"	5	Polished Chrome, Brushed Bronze, Brushed Nickel

Add to the end of the part# "-BB" for Brushed Bronze, "-BN" for Brush Nickel, or "-PC" for Polish Chrome





# CHARGERS & HUBS

pages 35-39



# CHARGERS AND HUBS

## FANTASY™ WIRELESS CHARGER



Trade-in all those other charging cables for the WireRun® Fantasy™ Wireless Charger. This Qi-enabled wireless charger is clear with a black charging pad equipped with an LED aim indicator that illuminates red to quickly find your charger even in the dark. The compact design allow you to bring it anywhere you go.

### FEATURES:

- Non slip pads makes the charger stay put where you place it
- Durable plastic design will withstand occasional bumps and drops
- The non-slip housing ensures perfect placement
- Eliminate the overheating concerns associated with some wireless chargers
- 3.937"(100mm) diameter X .374"(9.5mm) thick 2.82oz (80g) weight
- Sleek, compact build takes up minimal space
- When charging, a blue light will glow\* on and off allowing you to visibly see that your phone is charging. (\*Indicator will not turn off when charging is complete)



PART#	DESCRIPTION	COLOR
WR-DTWC-BC	Wireless Qi Charger - 5W	Black/Clear



# CHARGERS AND HUBS

## UTOPIA™ IN-DESK WIRELESS CHARGER



The WireRun® Utopia™ In-Desk Wireless Charger is a next generation charging application that can be fitted into a grommet hole - leaving a clean, uncluttered, and finished look.

Great for shared workspaces, nightstands, hotel lobbies, airports, restaurants, or wherever charging stations are needed. The wireless feature allows you to keep your mobile device close and easily accessible while you work or grab it and go after a few quick minutes of charging on the run.



### FEATURES:

- Steel plate and screws included to secure to surface
- Compatible with Qi enabled smartphones
- Over voltage over current short circuit and temperature protection
- The flush design makes your board room table look uncluttered
- Non slip pads makes the charger stay put where you place it
- No wire or cords are in sight and the space saving design means no clutter on the desk top
- Includes 78" USB cord and standard 2 pronged plug no need for a charging cube

PART#	DESCRIPTION	COLOR
WR-GIWC-BB	In Desk Wireless Charger Grommet	Metallic Base - Black
WR-GIWC-WW	In Desk Wireless Charger Grommet	Metallic Base- White

# CHARGERS AND HUBS

## REVERIE™ DESKTOP WIRELESS CHARGER



In the past, when your phone died, you would have to try and find a cable and “hope” that it wasn’t too damaged or mangled to charge your phone. Now, with most newer phones having a Qi-enabled feature that allows you to wirelessly charge your phone, you don’t have to look in the junk draw for a cable that will work. Simply place your phone on the Reverie™ charger and walk away. When you come back, your phone will be fully charged without that annoying “this cable is not supported by this phone” message.

### FEATURES:

- Low heat emission and improved high efficiency Qi wireless receiver
- Universal fit for various kinds of phone
- Fast charge delivers up to 2A of charging power
- Stylish and compact takes up minimal space
- Includes charging base and USB charging cord
- 3.937”( 101mm) diameter X .248”(6.3mm) thick 2.82oz (80g) weight



PART#	DESCRIPTION	COLOR
WR-DTWC-BB	Desktop Wireless Charger - 10W	Black Metallic Base - Black Top
WR-DTWC-BC	Desktop Wireless Charger - 5W	Black Clear
WR-DTWC-RW	Desktop Wireless Charger - 10W	Rose Color Metallic Base - White Top
WR-DTWC-SW	Desktop Wireless Charger - 10W	Silver Color Metallic Base- White top

# CHARGERS AND HUBS

## TARPON™ 5-PORT USB HUB



The Tarpon™ 5 port USB charging hub can conveniently charge up to five USB devices simultaneously, all while being small and unobtrusive. The charger, which is the size of a deck of cards, can fit on your desktop without taking up too much real estate or it can fit in a shirt pocket or purse to travel with you and help juice-up your devices.

### FEATURES:

- Allows simultaneous charging of up to five USB devices
- As small and light as a pack of cards can fit into a pocket
- Weight: 4.23oz
- Stylish and compact takes up minimal space
- Cord Dimensions: 5.3' (1.6m)
- Charge devices up to 4 times faster than conventional charging
- Compact design that perfectly complements your desk or sideboard



PART#	DESCRIPTION	DIMENSIONS	NUMBER OF PORTS	COLOR
WR-USB5P-BK	5-Port USB Charger	3.5"L x 2.28"W x 1.02"T	5	Black



# CHARGERS AND HUBS


## MARLIN™ PORTABLE SOLAR POWERED USB CHARGER



Designed with the outdoors in mind, the WireRun® Marlin™ portable solar powered USB charger is ready to help you out with all your power needs, thanks to a 5000mAh battery that's fueled by a solar panel. With dual USB output ports, it's easy enough to charge a smartphone and other portable devices that might come in handy during nights without power. The shell consists of wear-resistant plastic and is water-resistant too. This power bank takes around 8 to 10 hours to fully charge and can charge a smartphone in around two hours from 0%. Overall it's portable, durable and can hang on almost anything and charge while you're on the move; you can even lay it on the dashboard of your car to charge.

### FEATURES:

- High Capacity Battery 5000mAh (Milliamp Hours)
- Dual USP Ports: 5V/1A & 5V/2.1A
- Multi-purpose hook/compass/key ring tool
- It can be charged using the light of the sun, on a window sill, car dash, attached to a back pack anywhere there's sun
- To charge the battery quickly, plug it in with the included USB charging cord
- The double USB output can charge multiple devices at once
- Water resistant design ensures the device functions smoothly when it's raining
- Shock-proof feature ensures the device work properly even it crashes or drops



PART#	DESCRIPTION	DIMENSIONS	COLOR
WR-SPB5M-BK	Solar Charger Portable Power Bank	5"L x 2.95"W x .59"T	Black



# NETWORKING

page 41



# NETWORKING

## AMBERJACK™ WELD-FREE 24-PORT CAT6 PATCH PANEL



Organize, manage, and control both your input and output cable connections with the Amberjack™ - an economical Cat 6 UTP rackmount Patch Panel.

These rugged interconnects exceed ANSI/TIA-568-C.2 requirements for Cat6 data transmission performance and the clear numbering on both the front and back of each panel gives you a quick and easy way to identify cable runs.



### FEATURES:

- Termination block is compatible with a multi-pair punch down tool
- High impact UL 94V.0 thermoplastic construction minimizes outgassing
- Cold rolled recycled steel frame provides durability
- High impact UL 94V.0 Thermoplastic
- Voltage: 1000V, DC: 1.5A, YD/T926.3-2009
- Provide up to 24 ports of Cat 6 interconnectivity delivering high speed data transmission to all of your devices
- Uses only 1U of space which takes up little room in your rack or enclosure
- Gold-plated, bronze alloy over nickel conductors efficiently relay data for top quality performance
- Flip open clear label windows always you to change labels to quickly and easily identify cables



PART#	DESCRIPTION	RMS/U	PORTS	TYPE
WR-PPC624	CAT6 Rack Mount Patch Panel	1U	24 Ports	Unshielded Twisted Pair (UTP)





© 2019 WireRun®  
Phone: 1 (833) 5-WireRun  
(1-833-594-7378)  
E-mail: [will@wirerun.net](mailto:will@wirerun.net)  
[www.wirerun.net](http://www.wirerun.net)