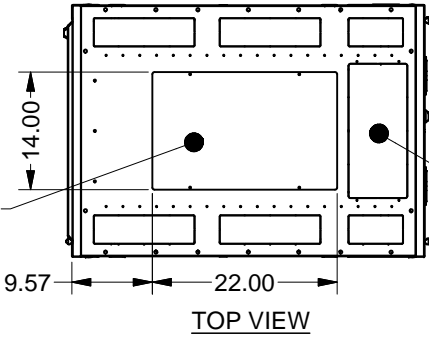
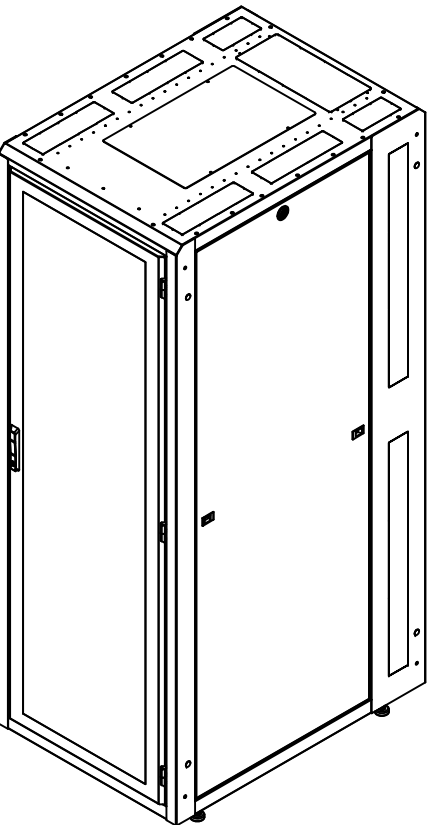
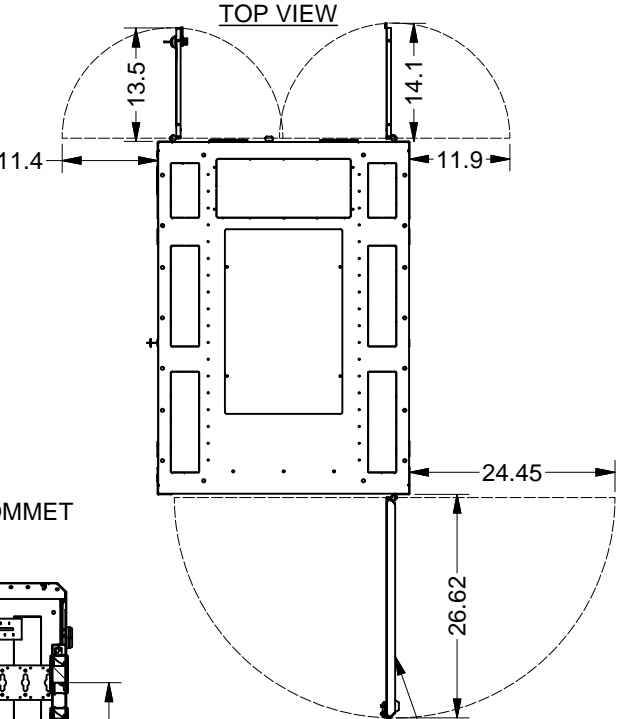


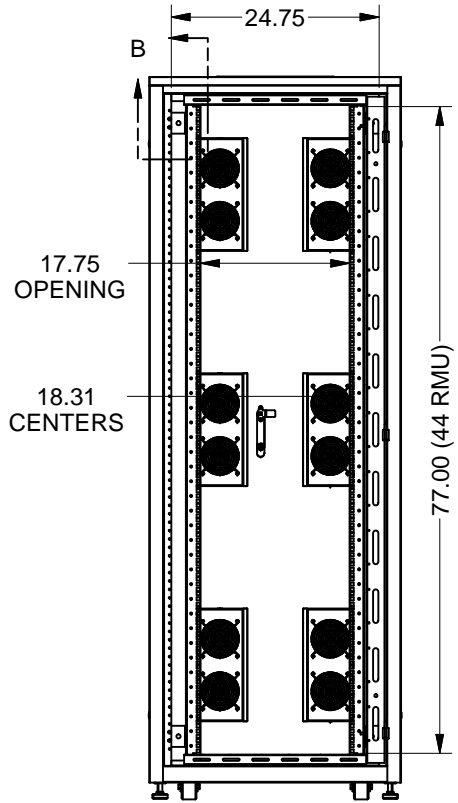
TOP PANEL OPENING (308 sq.in.)
SOLID, VENTED, OR WITH
EXHAUST FANS UP TO 1100 CFM.



TOP REAR KNOCKOUT
FOR CABLE ACCESS (112 sq.in.)
OR CHIMNEY EXHAUST

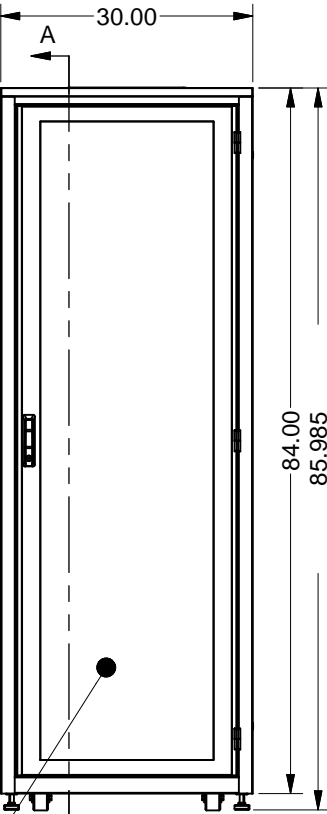


STANDARD MESH CONTOUR DOOR
SHOWN FOR REFERENCE
180° DOOR SWING.



FRONT VIEW
DOOR REMOVED

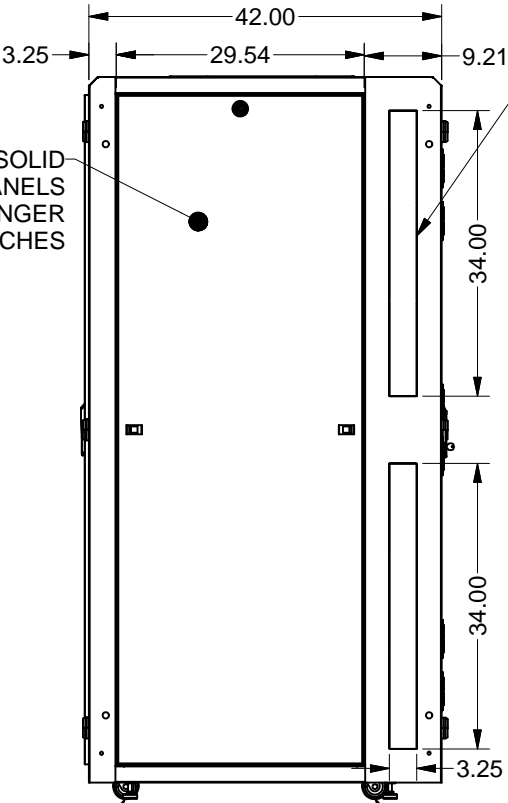
MESH CONTOUR DOORS
FRONT AND REAR w/
EASY LATCH LOCKING HANDLES
LIFT OFF & FIELD REVERSIBLE



FRONT VIEW

LEVELING GLIDES (4 INCLUDED)
1/2-13 UNC THREADED HOLES

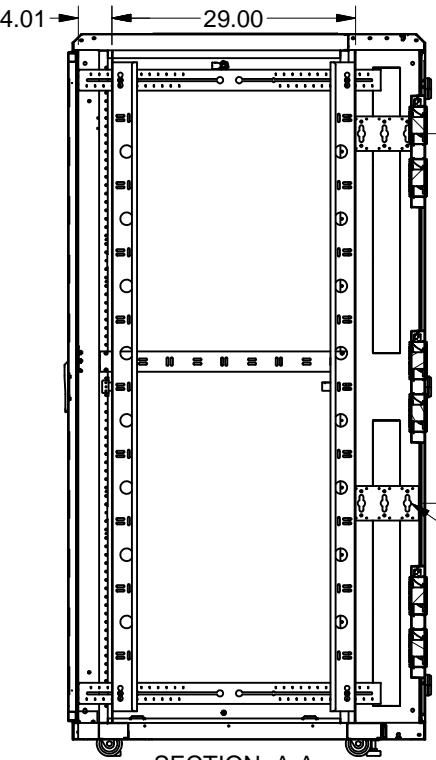
HIEGHT OF CABINET
WITH CASTERS
OR LEVELERS



RIGHT SIDE VIEW

PAIR OF SOLID
LIFT OFF SIDE PANELS
w/ LOCK & FINGER
RELEASE LATCHES

REAR CABLE PASS THRU
CABINET TO CABINET
w/ OPTIONAL BRUSH GROMMET



SECTION A-A
RIGHT SIDE VIEW

OPTIONAL CASTERS SHOWN
CASTERS NOT INCLUDED

UNIVERSAL POWER STRIP MOUNTING BRACKETS
KEYED BOTTON MOUNTING.
WILL ACCEPT 3 PDU's, (2) 70"L (MAX.) & (1) 80"L (MAX) x 2.5"W PER SIDE.

SPECIFICATIONS:

DIMENSIONS : 84.0"H (86.0"H w/ OPTIONAL CASTERS) x 30.0"W x 42.0"D

RACK SPACES : 44 RMU w/ NUMBERED RMU INDICATORS, 19" EIA 310-E COMPLIANT.

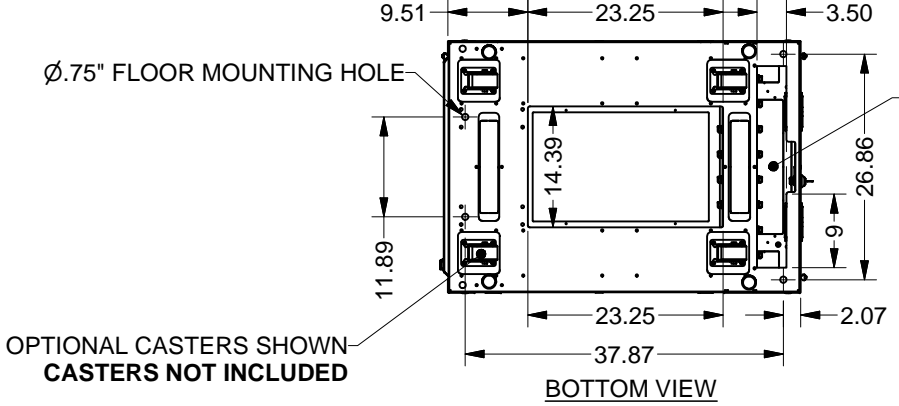
WEIGHT CAPACITY : 2000 lbs. BOLTED TO FLOOR OR ON LEVELERS, 1800 lbs. ON CASTERS.

COLOR : DURABLE TEXTURED BLACK POWDER COATING

CERTIFICATIONS : UL 60950-1 STANDARD FOR I.T. & COMMUNICATIONS EQ., ENCLOSURES.

CONSTRUCTION : 2 PAIR MOUNTING RAILS , #12 GA. C.R.S.
FULLY WELDED FRAME, #14 & #12 GA. C.R.S.
DOORS, SIDE PANELS, TOP PANEL, #16 C.R.S.

HARDWARE : PACKAGE OF QTY-50; M6 SCREWS AND CAGE NUTS, INCLUDED.



BOTTOM VIEW

OPTIONAL CASTERS SHOWN
CASTERS NOT INCLUDED



THIRD ANGLE
PROJECTION

INTERPRET DRAWING PER ASME Y14.5M-1994
DIMENSIONAL LIMITS APPLY AFTER APPLICATION OF FINISH
DRAWING NOT TO SCALE
TOLERANCE UNLESS OTHERWISE NOTED:
ANGULAR +/- 1°
.XXXX +/- .010
.XXX +/- .015
.XX +/- .030
X FOR REF. ONLY
UNLESS OTHERWISE SPECIFIED ALL DIMENSIONS ARE IN INCHES

NOTICE:
Use of this document is subject to
a confidentiality and nondisclosure
agreement with Great Lakes Case
& Cabinet Co., Inc. (GLCC) and may
not be reproduced, disclosed or
utilized in whole or in part without
prior written authorization from GLCC.

PART NUMBER: 840ES-3042MS
QTY PER UNIT: 1
MATERIAL TYPE: -
MATERIAL GAUGE: -
FINISH: -
DRAWN BILLS
CHECKED & APP. WSS

TITLE		
ENHANCED SERVER ENCLOSURE, 44 RMU, 19" EIA		
GREAT LAKES CASE & CABINET CO., INC.		
DWG NO:	REV	
840ES-3042MS	2	SHEET: 1 OF 1