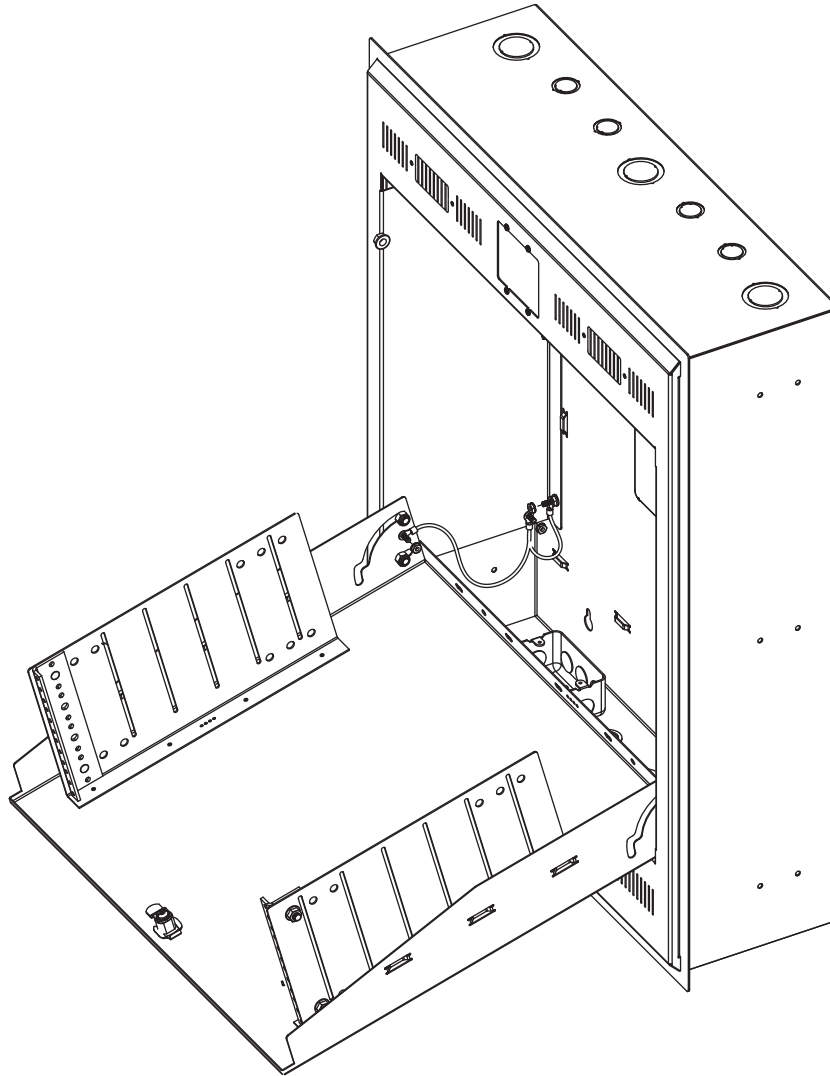


INSTRUCTION SHEET  
**TOR SERIES**  
**TOR-X-2ORP**  
FLUSH MOUNT TILT OUT WALL RACK



**THANK YOU**

Thank you for purchasing the TOR-X-2ORP Flush Mount. Please read these instructions thoroughly before installing / assembling this product.

**PRODUCT FEATURES**

- Convenient tip-out design allows easy access to equipment controls
- Rackrail is included for use with rackmount equipment
- Mount non-rackmount equipment using included clamp bars



## ASSEMBLY

### TOOLS:

- Socket wrench set
- Power drill and bit set

1) Construct a rough opening - 24.75" W x 30.312" H:

2 space - 2 x 4

3 space - 2 x 4 for partial, 2 x 6 for flush

4 space - 2 x 4, 2 x 6 for partial, 2 x 8 for flush

2) Disassembly is required prior to mounting.

Open the door on the faceplate. To do this, the door must be slightly lifted and opened to the service position (105°). (FIGURE A)

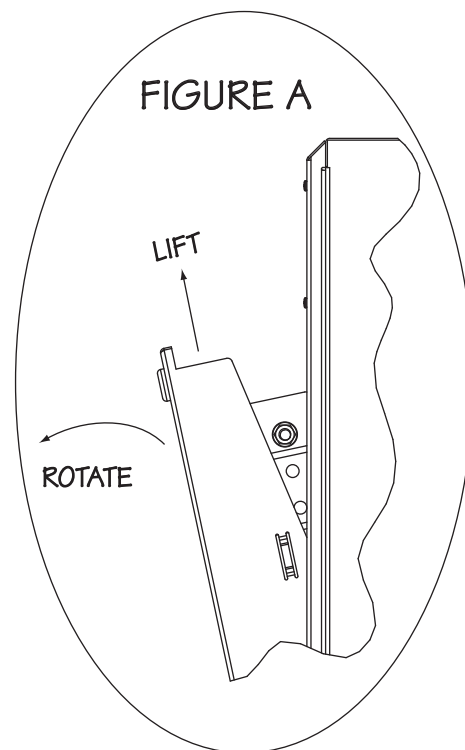
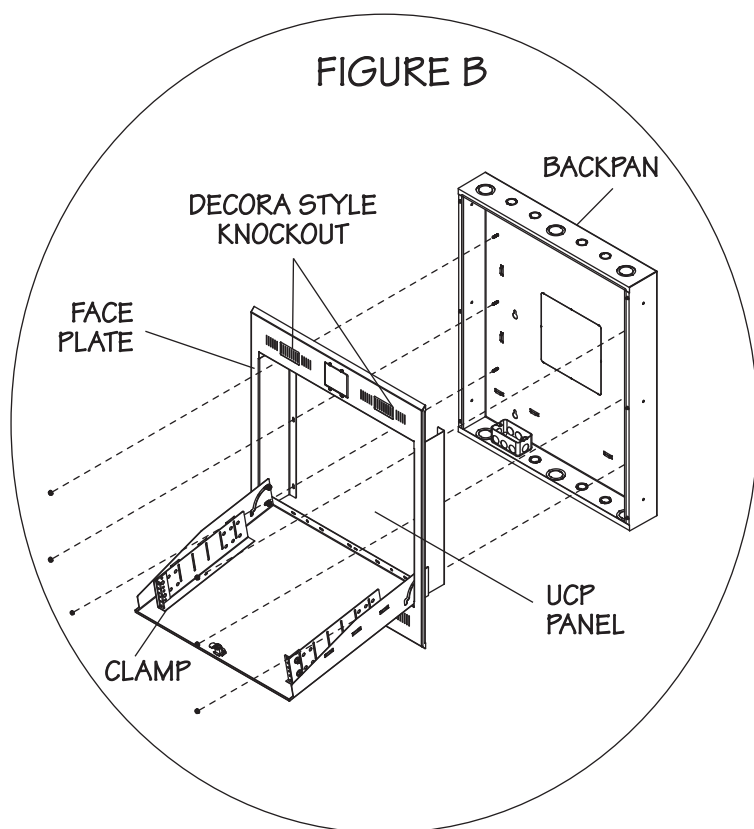


FIGURE B



3) Remove the six nuts that secure the faceplate to the backpan and remove the faceplate. (FIGURE B)

NOTE: If using with the partial recess trim kit (TOR-PRT), see Instruction Sheet I-00107. (optional accessory)

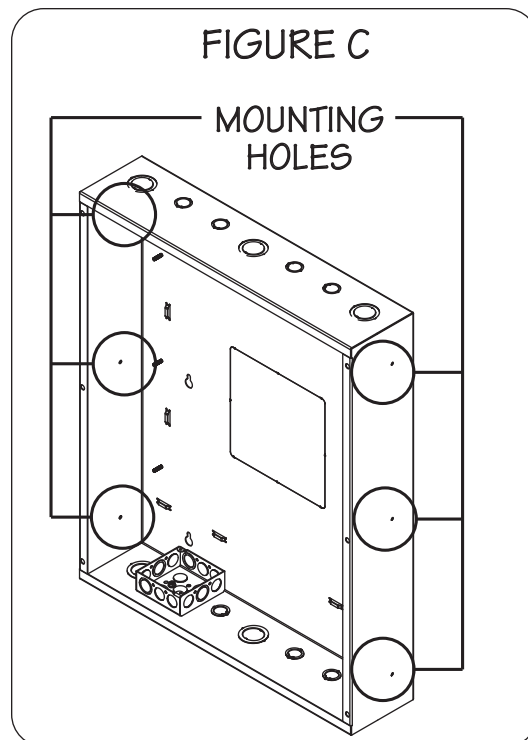
4) Using the customer supplied mounting hardware specified below, mount the backpan into the wall. (FIGURE C)

#### Block Wall Installation:

- 1) 5/8" pilot hole
- 2) 1/4" X 2" toggle bolt and washer

#### Wood Stud Wall Installation:

- 1) 1/8" pilot hole in center of stud
- 2) 1/4" X 2" lag bolt and washer

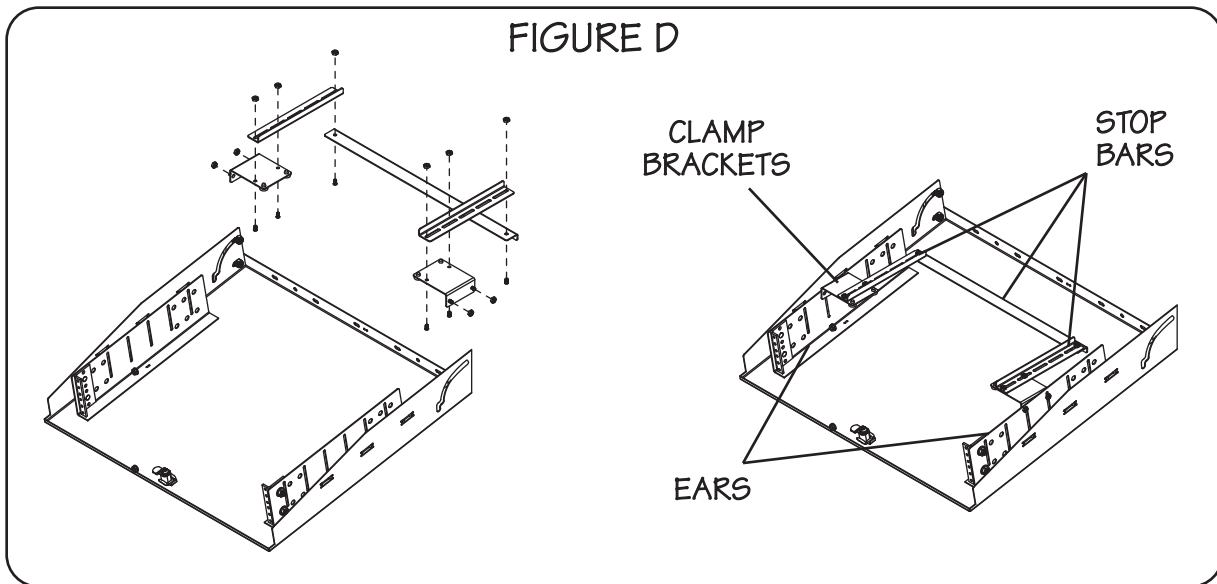


5) Re-assemble the faceplate to the backpan by re-using the six nuts. (FIGURE B)

## CLAMP ASSEMBLY:

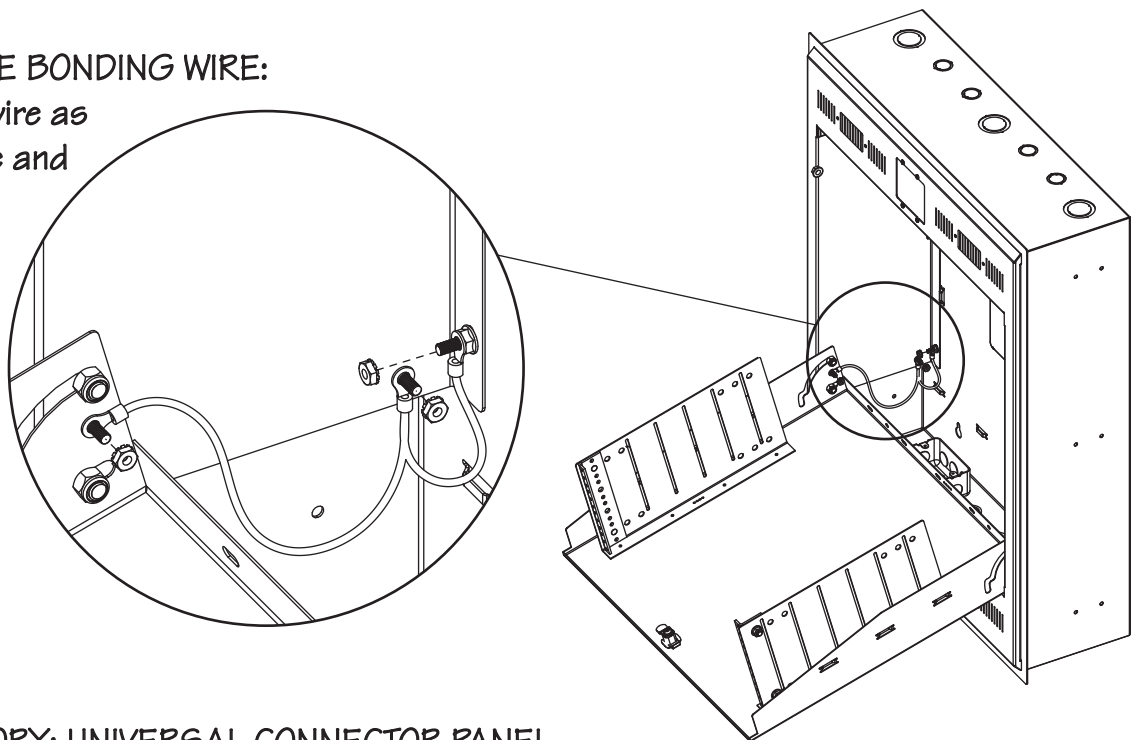
**NOTE:** Middle Atlantic Products provides a clamp for use on non-rackmount equipment. On equipment that is rackmounted, the clamp is not required and can be discarded.

Choose a desired location for the clamp and assemble the clamp to the ears using the screws and nuts provided (FIGURE D). Slide the clamp brackets securely down on the equipment and tighten. Adjust the stop bars to secure the rear of the equipment and tighten.



## CONNECTION OF THE BONDING WIRE:

Install the bonding wire as shown using the wire and the nuts provided.



## OPTIONAL ACCESSORY: UNIVERSAL CONNECTOR PANEL

For Middle Atlantic Products UCP modules (used to mount commonly used connectors), see [middleatlantic.com](http://middleatlantic.com) for details. To install, remove the blank panel and install re-using hardware provided.

**NOTE:** Some of the UCP panels may need to be mounted on the surface of the faceplate.

## WARRANTY

Middle Atlantic Products, Inc. (the "Company") warrants the TOR-X-2ORP Flush Mount to be free from defects in material or workmanship under normal use and conditions for the lifetime of the product.

The Company's entire liability to the purchaser, and the purchaser's (or any other party's) sole and exclusive remedy, under this warranty shall be limited, at the Company's option, to either (a) return of and refund of the price paid for, or (b) repair or replacement at the Company's factory of the products purchased, or any part or parts thereof, which the Company has determined to be defective after inspection thereof at the Company's factory.

This warranty does not cover damage due to acts of God, accident, misuse, abuse or negligence by parties other than the Company, or any modification or alteration of the products. In addition, this warranty does not cover damage due to improper handling, assembly, installation or maintenance.

THIS WARRANTY IS IN LIEU OF ALL OTHER WARRANTIES OF ANY KIND, EITHER EXPRESSED OR IMPLIED, INCLUDING, BUT NOT LIMITED TO, IMPLIED WARRANTIES OF MERCHANTABILITY AND FITNESS FOR A PARTICULAR PURPOSE.

TO THE MAXIMUM EXTENT PERMITTED BY APPLICABLE LAW, IN NO EVENT SHALL THE COMPANY BE LIABLE FOR ANY SPECIAL, INCIDENTAL, INDIRECT, OR CONSEQUENTIAL DAMAGES WHATSOEVER (INCLUDING, WITHOUT LIMITATION, DAMAGES FOR LOSS OF BUSINESS PROFITS, BUSINESS INTERRUPTION OR ANY OTHER PECUNIARY LOSS) ARISING OUT OF THE USE OF THE PRODUCTS PURCHASED, EVEN IF THE COMPANY HAS BEEN ADVISED OF THE POSSIBILITY OF SUCH DAMAGES. THE COMPANY'S LIABILITY TO THE PURCHASER (OR ANY OTHER PARTY) HEREUNDER, IF ANY, SHALL IN NO EVENT EXCEED THE PURCHASE PRICE OF THE PRODUCTS PAID TO THE COMPANY.

At Middle Atlantic Products we are always listening. Your comments are welcome.

Middle Atlantic Products is an ISO 9001 Registered Company



# INSTRUCTION SHEET

## TOR SERIES

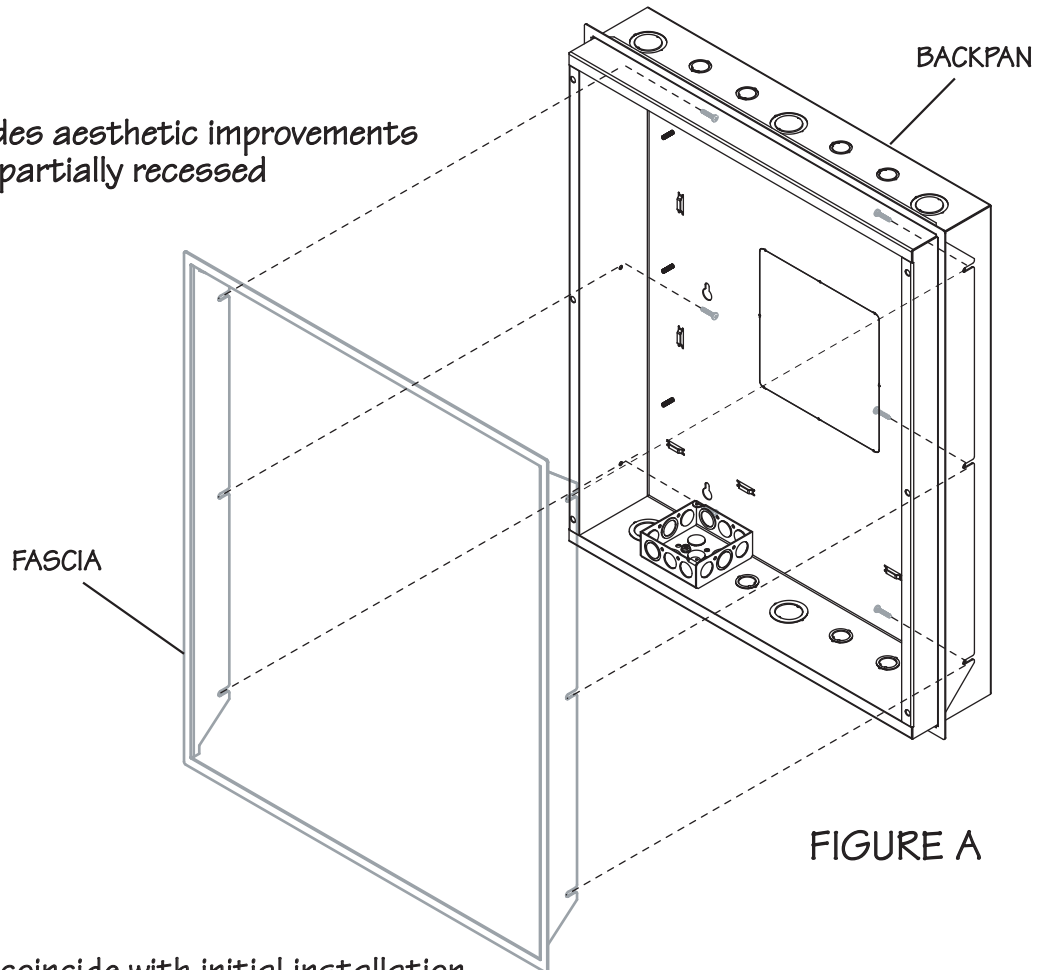
### TOR-PRT PARTIAL RECESS TRIM KIT FOR TILT OUT WALL RACK



#### TOOLS REQUIRED

# 2 Phillips Driver

**NOTE:** The trim provides aesthetic improvements when used on partially recessed applications.



#### ASSEMBLY

The assembly should coincide with initial installation of the product. (Instruction Sheet I-00106)

**NOTE:** The flange from the faceplate should be removed. Take out the six (6) screws from the back of the faceplate and remove.

- 1) Place the fascia on the backpan and slide on the backpan until it is flush with the wall. (fascia will be sandwiched between the side of backpan and the wall stud)
- 2) Install the six (6) customer supplied mounting screws through the backpan side and fascia, do not tighten. (FIGURE A)
- 3) While pressing on the fascia face until it's completely flush with the wall, tighten the mounting screws.

**TIP:** Tighten the alternate corners first, followed by the center screws.



## WARRANTY

Middle Atlantic Products, Inc. (the "Company") warrants the TOR-PRT Partial Recess Trim Kit to be free from defects in material or workmanship under normal use and conditions for the lifetime of the product.

The Company's entire liability to the purchaser, and the purchaser's (or any other party's) sole and exclusive remedy, under this warranty shall be limited, at the Company's option, to either (a) return of and refund of the price paid for, or (b) repair or replacement at the Company's factory of the products purchased, or any part or parts thereof, which the Company has determined to be defective after inspection thereof at the Company's factory.

This warranty does not cover damage due to acts of God, accident, misuse, abuse or negligence by parties other than the Company, or any modification or alteration of the products. In addition, this warranty does not cover damage due to improper handling, assembly, installation or maintenance.

THIS WARRANTY IS IN LIEU OF ALL OTHER WARRANTIES OF ANY KIND, EITHER EXPRESSED OR IMPLIED, INCLUDING, BUT NOT LIMITED TO, IMPLIED WARRANTIES OF MERCHANTABILITY AND FITNESS FOR A PARTICULAR PURPOSE.

TO THE MAXIMUM EXTENT PERMITTED BY APPLICABLE LAW, IN NO EVENT SHALL THE COMPANY BE LIABLE FOR ANY SPECIAL, INCIDENTAL, INDIRECT, OR CONSEQUENTIAL DAMAGES WHATSOEVER (INCLUDING, WITHOUT LIMITATION, DAMAGES FOR LOSS OF BUSINESS PROFITS, BUSINESS INTERRUPTION OR ANY OTHER PECUNIARY LOSS) ARISING OUT OF THE USE OF THE PRODUCTS PURCHASED, EVEN IF THE COMPANY HAS BEEN ADVISED OF THE POSSIBILITY OF SUCH DAMAGES. THE COMPANY'S LIABILITY TO THE PURCHASER (OR ANY OTHER PARTY) HEREUNDER, IF ANY, SHALL IN NO EVENT EXCEED THE PURCHASE PRICE OF THE PRODUCTS PAID TO THE COMPANY.

At Middle Atlantic Products we are always listening. Your comments are welcome.

Middle Atlantic Products is an ISO 9001 Registered Company.



Middle Atlantic Products, Inc.

I-00107

Page 2



30% Recycled Paper

