

specifications

Horizontal cable managers shall be capable of managing cables on the front and rear of any 19" EIA rack. The manager shall consist of a 1 piece construction that is molded out of plastic. Horizontal managers shall have pass through holes that incorporate integral bend radius control as well as fingers with rounded edges. The manager shall have rigid end fingers that incorporate integral bend radius control. Hinged covers shall allow access to the cable pathway without having to completely remove the cover from the manager.



NETWORK CONNECTIVITY GROUP

SPEC SHEET

NEW!

PATCHLINK™ Horizontal Cable Managers

technical information

Dimensions:	WMPH2E:	HxWxD=3.5x19.0x8.9 in. (88.9x482.6x225.5 mm)
	WMPHF2E:	HxWxD=3.5x19.0x3.7 in. (88.9x482.6x93.7 mm)
	WMP1E:	HxWxD=3.5x19.0x8.9 in. (88.9x482.6x225.5 mm)
	WMPF1E:	HxWxD=3.5x19.0x3.7 in. (88.9x482.6x93.7 mm)
	WMPSE:	HxWxD=1.7x19.0x8.9 in. (44.1x482.6x225.5 mm)
	WMPFSE:	HxWxD=1.7x19.0x3.7 in. (44.1x482.6x93.7 mm)
	WMPLSE:	HxWxD=1.7x19.0x7.9 in. (44.1x482.6x200.1 mm)
	WMPLFSE:	HxWxD=1.7x19.0x2.7 in. (44.1x482.6x69.1 mm)

Packaging: Cable Managers include hinged cover(s), mounting hardware, wire retainers and rear strain relief clip

key features and benefits

Integral bend radius control	Maintains bend radii as cables transition to and from horizontal and vertical pathways
Dual hinged cover	Opens upward or downward to provide easy access to cables in horizontal pathway without having to completely remove cover
Increased finger spacing	Provides larger area for high performance Category 6 cables
One piece, plastic construction	Provides durability and easy installation
Flexible fingers	Provide for easy installation and organizes cables simplifying moves, adds and changes
Rounded edges on fingers	Protect cables from snags and damage to cable
Cable pass through holes	Provide ease of installation and cable maintenance
Wire retainers	Snap on finger to keep cables in place during moves, adds and changes
Strain relief clips	Minimize stress on cable

applications

PANDUIT® PATCHLINK™ Horizontal Cable Managers provide a neat and efficient way to manage patch cables on any EIA 19" rack. They can be used in multi-media applications to manage copper, fiber optic and coax cables. Flexible fingers organize the patch cords simplifying moves, adds, and changes while the integral bend radius control and "closed" design protects the patch cables in the pathway. All of

these features combine to provide the user with a horizontal cable management solution that simplifies cable routing in a finished, professional appearance. When used with the PANDUIT Mini-COM® patch panels, patch cords, vertical cable managers and racks, the user receives a total system that satisfies functional and aesthetic requirements for telecommunications rooms.

2 Rack Space Manager, Front and Rear

3"x3" front, 19" cover:	WMPH2E
3"x3" front, 17" cover:	WMP1E

2 Rack Space Manager, Front Only

3"x3" front, 19" cover:	WMPHF2E
3"x3" front, 17" cover:	WMPF1E

1 Rack Space Manager, Front and Rear

1.7" H x 3" D front:	WMPSE
1.7" H x 2" D front:	WMPLSE

1 Rack Space Manager, Front Only

1.7" H x 3" D front:	WMPFSE
1.7" H x 2" D front:	WMPLFSE

Racks

19" EIA standard:	CMR19X84
NETFRAME™ System:	NFR84

Panel Extender Brackets

1 RU:	PEB1
2 RU:	PEB2
22 RU:	PEB22
44 RU:	PEB44

Accessories

Bend radius control clip (2RU):	CMRSRC2
Wire retainer:	WR3E
Rear strain relief clip:	WMSRC2

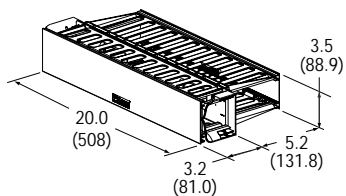
installer tip

All managers have 17" long front covers except for the WMPH2E and WMPHF2E, which have 19 3/8" long front covers for complete coverage to vertical managers.

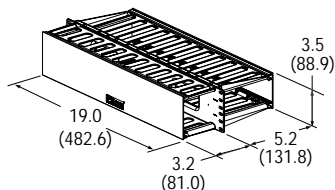
PATCHLINK™ Horizontal Cable Managers

WMPH2E

with CMSRC2 Clips

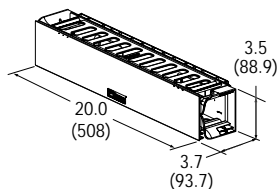


WMP1E

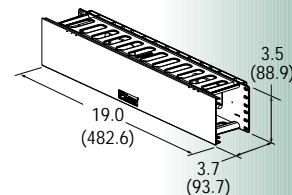


WMPHF2E

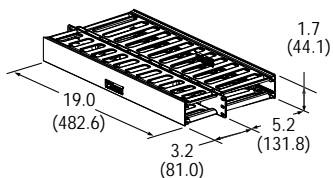
with CMSRC2 Clips



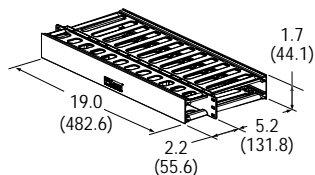
WMPF1E



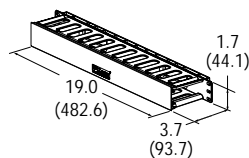
WMPSE



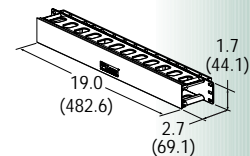
WMPLSE



WMPFSE



WMPLFSE



CABLE CAPACITY CHART

Part Number	UTP Cable .187" Dia.		ScTP or CAT6 Cable .25" Dia.		Fiber 3mm	
	Front	Back	Front	Back	Front	Back
WMP1E	72	72	36	36	72	72
WMPF1E	72	—	36	—	72	—
WMPFSE	36	—	18	—	36	—
WMPH2E	72	72	36	36	72	72
WMPHF2E	72	—	36	—	72	—
WMPLFSE	24	—	12	—	24	—
WMPLSE	24	24	12	12	24	24
WMPSE	36	36	18	18	36	36

NOTE: Based on 40% fill capacity