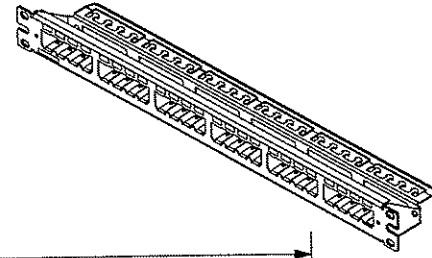


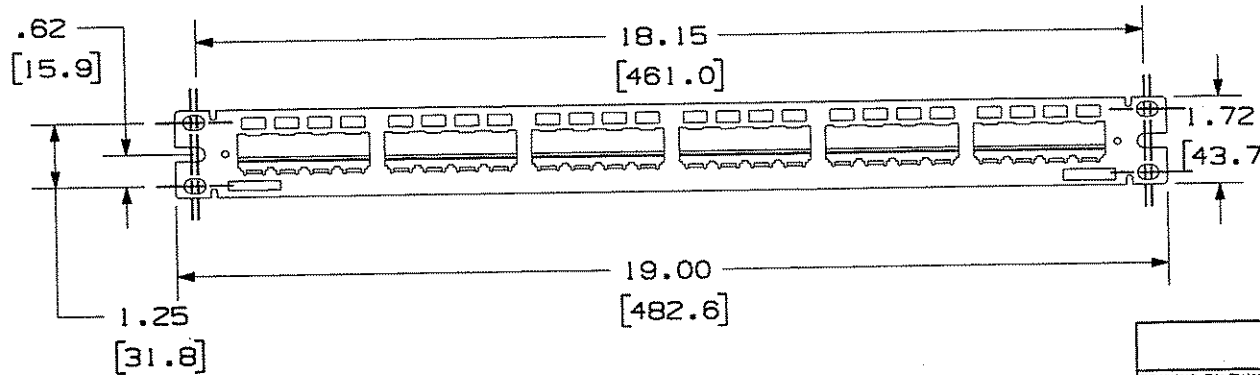
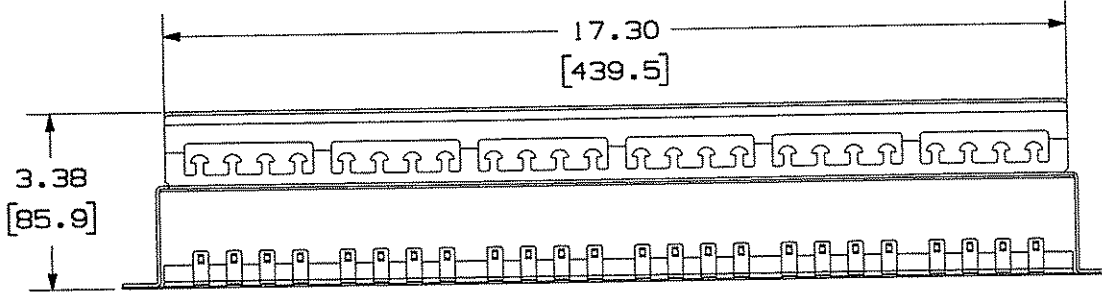
THIS COPY IS PROVIDED ON A RESTRICTED BASIS AND IS NOT TO BE USED IN ANY WAY DETRIMENTAL TO THE INTERESTS OF PANDUIT CORP.



PANDUIT P/N	WEIGHT
CP24WS**Y	11.15 LB/10 PCS (5076.3 g/10 PCS)

NOTES:

- SEE CURRENT CATALOG FOR VARIOUS APPLICATIONS WITH THIS WIRING SYSTEM.
- THE HIGH DENSITY PATCH PANEL IS DESIGNED FOR MOUNTING TO 19" UNIVERSAL RACKS.
- PACKAGE CONTENTS:
 - CP24WSBLY:
 - (1) -24 PORT STAMPING
 - (25) -CABLE TIE
 - (1) -SCREW KIT (INCLUDES FOUR #12-24 SCREWS AND FOUR LOCK WASHERS)
 - (1) -SCREW KIT (INCLUDES FOUR M6 SCREWS)
 - (1) -REMOVAL TOOL (CPT)
 - CP24WSLGY AND CP24WSTGY:
 - (1) -24 PORT STAMPING
 - (25) -CABLE TIE
 - (1) -SCREW KIT (INCLUDES FOUR M6 SCREWS, CAGE NUTS, AND WASHERS)
 - (1) -REMOVAL TOOL (CPT)
- PATCH PANELS ACCEPT SNAP-IN MINI-COM MODULES.
- DIMENSIONS IN PARENTHESES ARE IN METRIC.



DRAWING FILENAME		M02479CM_DC66_00A.PRT		SIZE	A
MINI-COM 24 PORT ALL METAL MODULAR PATCH PANEL WITH SUPPORT BAR CUSTOMER DRAWING					
PANDUIT ™ CORP. TINLEY PARK, ILL 60477		I.I. NUMBER	N/A		
ALL DIMENSIONS ARE GIVEN IN INCHES, UNLESS OTHERWISE SPECIFIED. DIMENSIONAL TOLERANCES ARE: (.X) ± (.XXX) ± .010(.3) (.XX) ±.031(.8) ANGLES ±		PRODUCT SPEC	N/A		
THIRD ANGLE PROJECTION		WORK INSTRUCTION	N/A		
DRAWN BY		JsP		SCALE	NONE
DATE		4-19-06		PART NO.	CP24WS**Y
MATERIAL:		PANEL - SS STRAIN RELIEF - CRS		DRAWING NO.	02479-066

REV	DATE	BY	CHK	DESCRIPTION	ECN	R	CUST	SUP	OTH
R	4-19-06	JsP	<i>[Signature]</i>	RELEASED TO PRODUCTION	02479-066	<i>[Signature]</i>	<i>[Signature]</i>		