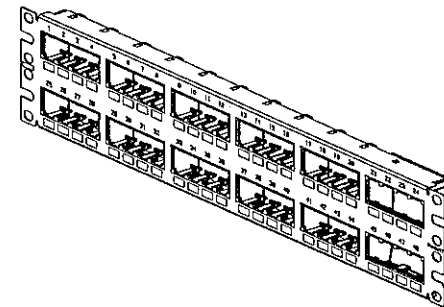
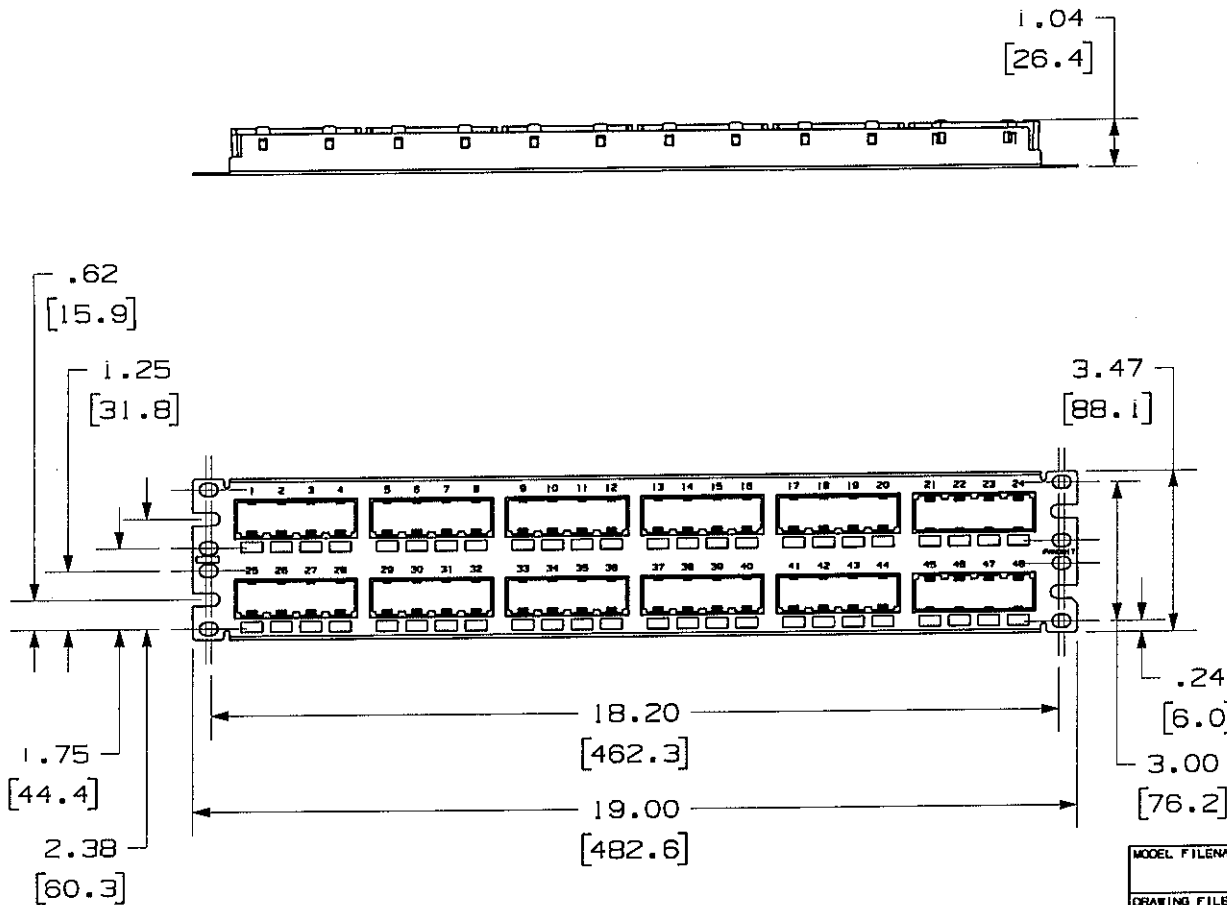


THIS COPY IS PROVIDED ON A RESTRICTED BASIS AND IS NOT TO BE USED IN ANY WAY DETRIMENTAL TO THE INTERESTS OF PANDUIT CORP.

PANDUIT P/N	WEIGHT
CPP48FMWBLY	11.2 LB/10 PCS (5087.2 g/10 PCS)

- NOTES:
- SEE CURRENT CATALOG FOR VARIOUS APPLICATIONS WITH THIS WIRING SYSTEM.
 - THE FLUSH MOUNT PATCH PANEL IS DESIGNED FOR MOUNTING TO 19" UNIVERSAL RACKS.
 - PACKAGE CONTENTS:
 - (1) -48 PORT STAMPING
 - (6) -8 POSITION FACEPLATE (ASSEMBLED TO PANEL)
 - (1) -SCREW KIT (INCLUDES FOUR #12-24 SCREWS)
 - (1) -SCREW KIT (INCLUDES FOUR M6 SCREWS)
 - DIMENSIONS IN PARENTHESIS ARE IN METRIC.



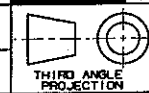
MODEL FILENAME	MO1668AA_CPP48FM_ASMBL_01.PRT	SIZE	A
DRAWING FILENAME	MO2479CV_DC75_00A.PRT		

NETWORK SYSTEMS
MAY 26 2006
ENGINEERING DEPT

MINI-COM 48 PORT FLUSH MOUNT
MODULAR PATCH PANEL CUSTOMER DRAWING



I.I. NUMBER	N/A
PRODUCT SPEC	N/A
WORK INSTRUCTION	N/A
SCALE	NONE
PART NO.	CPP48FMWBLY



ALL DIMENSIONS ARE GIVEN IN INCHES, UNLESS OTHERWISE SPECIFIED.
DIMENSIONAL TOLERANCES ARE:
(.X) ± (.XX) ± .010(.3)
(.XX) ± .03(.8) ANGLES ±

DRAWN BY
JsP

MATERIAL:
PANEL: 20 GAGE C.R.S.
FACEPLATE: ABS

DRAWING NO.
02479-075

DATE
3-11-06

CHK'D
MJD

REV	DATE	BY	CHK	DESCRIPTION	ECN	R	CUST	SUP	OTH
R	3-11-06	JsP	MJD	RELEASED TO PRODUCTION	02479-075				