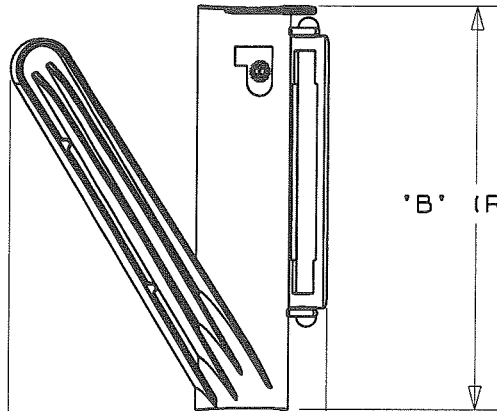


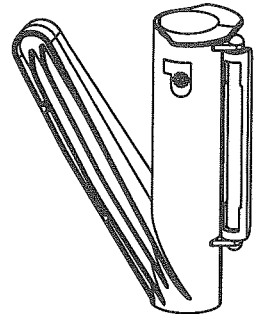
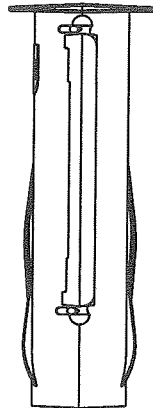
'A' Ø  
(MIN)

PANDUIT PART NO.	DIMENSIONS			MAXIMUM BUNDLE DIAMETER	USE WITH PANDUIT PART NO.	WEIGHT lbs 10 (g) pcs.
	A	B	'C'			
PWT38	0.435 (11.05)	3.365 (85.47)	2.506 (63.65)	0.430 (10.92)	PW38	0.26 (117.93)
PWT50	0.560 (14.22)	4.33 (109.98)	3.39 (86.0)	0.55 (13.97)	PW50	0.54 (244.94)
PWT75	0.860 (21.84)			0.81 (20.57)	PW75	0.82 (371.95)
PWT100	1.12 (28.45)	4.65 (118.11)	3.63 (92.2)	1.11 (28.19)	PW100	1.18 (535.24)
PWT150	1.68 (42.67)	5.38 (136.65)	4.53 (115.06)	1.67 (42.42)	PW150	2.32 (1052.3)



'B' (REF)

'C'  
(REF)



NOTES:

1. MATERIAL: ABS  
COLOR: WHITE

DIMENSIONS IN BRACKETS ARE METRIC [mm]

CAD FILENAME/LAYERS

G02607DD/01B

**PANDUIT**

CORP.

TINLEY PARK, ILLINOIS

PAN-WRAP APPLICATION  
TOOL (PWT\_\_)

UNLESS OTHERWISE SPECIFIED,  
DIMENSIONAL TOLERANCES ARE:  
{.X} ±0.05 {1.3} {1.XXX} ±0.010 {0.25}  
{.XX} ±0.02 {0.5} ANGLES ±5°

UNLESS OTHERWISE SPECIFIED,  
ALL DIMENSIONS ARE GIVEN  
IN INCHES, THIRD ANGLE PROJECTION.