

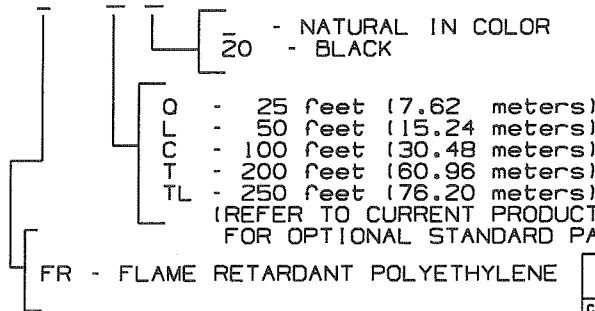
PANDUIT * PART NO.	NOMINAL BUNDLE DIAMETER	MAXIMUM RECOMMENDED BUNDLE DIAMETER	DIMENSIONS			WEIGHT lbs / 100 (g) / 100
			"A" (Ref)	"B" (Ref)	"C"	
PW38_ - ----	0.38 (9.65)	0.43 (10.92)	0.36 (9.14)	0.125 (3.18)	0.030 (0.76)	1.68 (762.0)
PW50_ - ----	0.50 (12.70)	0.55 (13.97)	0.47 (11.94)		0.032 (0.81)	2.01 (910.00)
PW75_ - ----	0.75 (19.05)	0.81 (20.57)	0.72 (18.29)		0.035 (0.89)	2.87 (1301.81)
PW100_ - ----	1.00 (25.40)	1.125 (28.58)	0.81 (20.57)		0.040 (1.02)	4.47 (2027.6)
PW150_ - ----	1.50 (38.10)	1.625 (41.28)	1.125 (28.58)		0.042 (1.07)	7.65 (3469.9)

* NOTES:

- SEE CURRENT PRICE SHEET FOR PART NUMBER SUFFIX DESIGNATION FOR PACKAGE SIZE. NO SPLICES ALLOWED.
- DIMENSION "A" IS STATIC INSIDE DIAMETER. DIMENSION "B" IS WIDTH OF BREAKOUT SLOTS. DIMENSION "C" IS WALL THICKNESS.
- FLAME RETARDANT PAN-WRAP IS OFFERED IN THE FOLLOWING COLORS:

SAMPLE PART NUMBER:

PW75FR-C20



(REFER TO CURRENT PRODUCT OFFERING FOR OPTIONAL STANDARD PACKAGING QUANTITIES)

DIMENSIONS IN BRACKETS ARE METRIC [mm]

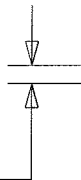
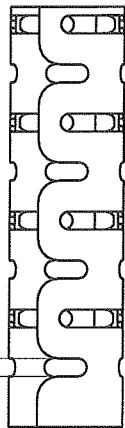
CAD FILENAME/LAYERS G03597DS_DC_GB2508BK/00B

PANDUIT CORP. TINLEY PARK, ILLINOIS

PAN-WRAP
PW___FR-__ (Y)

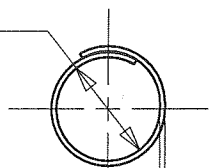
UNLESS OTHERWISE SPECIFIED,
DIMENSIONAL TOLERANCES ARE:
(.X) ±0.05 (1.3) (XXX) ±0.010 (0.25)
(.XX) ±0.02 (0.5) ANGLES ± 5°

UNLESS OTHERWISE SPECIFIED,
ALL DIMENSIONS ARE GIVEN
IN INCHES, THIRD ANGLE PROJECTION.



"B"

"A" Ø



"C"

