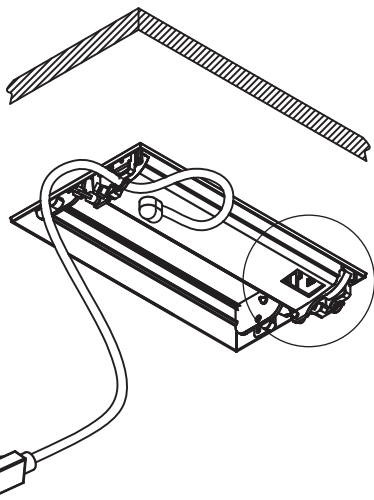
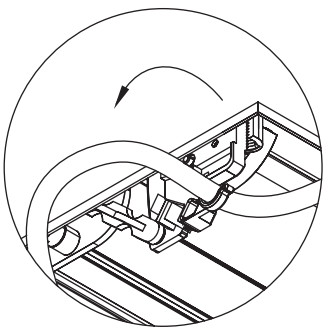
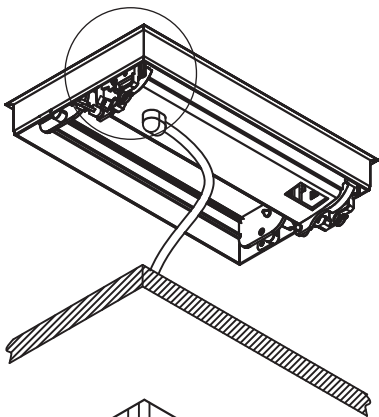
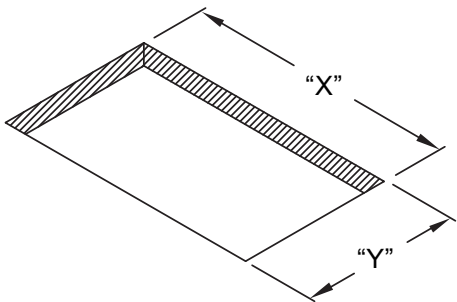


INSTALLATION INSTRUCTIONS FOR MHO & MHO²

Install data jacks as described in the installation instructions provided with the data adapters, BE01421

Part Number	"X" Dim.	"Y" Dim.
BE01820-M 2 ports	5.00	4.00
BE01820-M 4 ports	8.00	4.00
BE01820-M 5 ports	9.50	4.00
BE01820-M 6 ports	11.00	4.00
BE01820-M2 7 ports	12.50	7.12



Loop cord to nearest cord clip
Note: In a conduit application;
conduit should be supported
according to local code.

