



Wiremold

ECLIPSE™ PN03, PN05, PN10 Series

Small Nonmetallic Raceway Systems For Communications and Power Applications



Wiremold Eclipse™ PN03, PN05, and PN10 Series Raceways are a family of single compartment raceways designed for communication or power applications. They are ideal for use in classrooms, offices, and hotel applications, or anywhere a small, low profile raceway is needed.

Eclipse PN03, PN05, and PN10 Series Raceways are specifically designed for the workstation. They accept Ortronics® Series II and TracJack® modules, Pass & Seymour® Activate Series inserts, and Wiremold Open System communication modules.




Eclipse PN05L08 shown in a horizontal installation.

FEATURES & BENEFITS

- **Raceway available in three sizes.** PN03, PN05, and PN10 sizes provide flexibility for meeting various capacity requirements. Perfect for most small drops and horizontal runs to work stations.
- **Durable, flexible co-extruded hinge construction (on latching profiles).** Allows for repeated openings and closings while maintaining product integrity and aesthetics.
- **Snap-on latching cover.** Provides security with access to wiring for changes or additions.
- **Three standard colors.** Stock colors are ivory, white, and fog white (matches with Ortronics® White). Consult factory for custom colors. Paintable using latex paint.
- **1" [25mm] bend radius compliant fittings.** Full capacity, aesthetically pleasing fittings provide 1" [25mm] bend radius.
- **Adhesive backing for low-voltage (under 50V) applications.** Allows base to be pressed onto surface, speeds installation.
- **Lightweight and easy to handle.** Saves time and labor costs. Standard 8' [2.44m] lengths can be installed by one person.
- **Designed for use with Ortronics® TracJack and Series II modules.** A wide variety of media interface inserts to ensure a reliable, cost-effective activation for the most demanding communication system designs.
- **PSB3 Device Box accommodates wireless.** Designed for use with Ortronics® Wi-Jack™ Wireless Access Points.
- **Accommodates communication or power wiring.** Can be used for communications, computer lines, surveillance systems, fire alarms, outlets, and more.
- **Easy to align.** All base and fittings have unique alignment guides built in to help avoid unsightly gaps and uneven installations. All fitting covers have 1/4" [6.4mm] overlap to hide uneven cuts of raceway.
- **Ceiling fitting slips over suspended ceiling grid.** Saves time and labor by eliminating need to cut metal ceiling grid.
- **FT-4 Flame Spread Rating.** Eclipse™ Raceway meets the definition of "resistant to the spread of fire" in Article 760 of the NEC and is therefore suitable for use with Type NPLF non-power-limited fire alarm cable and Type FPL power-limited fire alarm cable.
- **Datacom connectivity options.** Accepts industry standard and proprietary devices from a wide range of manufacturers to provide a seamless and aesthetically pleasing communications interface at the point of use.
- **UL and cUL Listed component raceways.** File E90378 Guide RJTX, Fittings: File E90377 Guide RJYT. Meets Article 386 of NEC and meets Section 12-600 of CEC.
- **Ratings:** 600VAC, FT-4 Rated for Canada

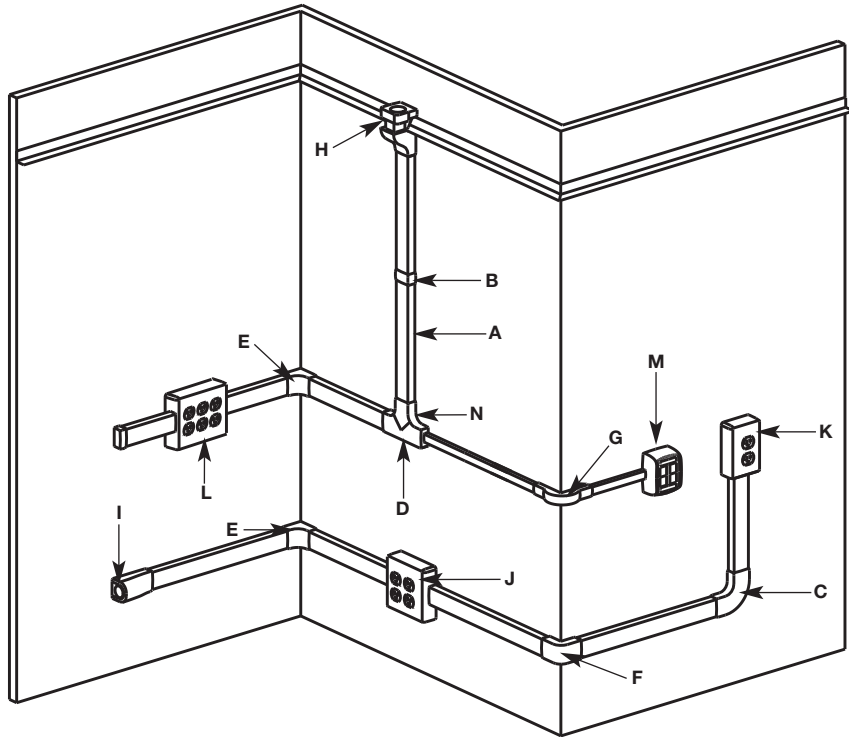


Eclipse PN05L08 shown in typical vertical installations.



PN03, PN05, and PN10 System Layout

- A – PN03L08, PN03L10, PN05L08, PN05L10, PN10L08, PN10L10
- B – PN03F06, PN05F06, PN10F06
- C – PN03F11, PN05F11, PN10F11
- D – PN03F15, PN05F15, PN10F15
- E – PN03F17, PN05F17, PN10F17
- F – PN03F18, PN05F18, PN10F18
- G – PN03F19, PN05F19, PN10F19
- H – PN05F86, PN10F86
- I – PN10F21
- J – PSB2
- K – PSB1
- L – PSB3
- M – PDB1CM, PDB1S2, PDB2TJ, PDB2CM, PDB2S2, PDB4TJ, PBB2S2, PBB4TJ
- N – PN153R

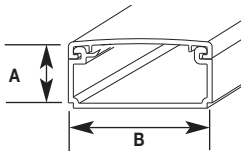


Raceway Profiles

Catalog No./Item **Description/Specifications**

PN03L08*
PN03L10**
PN05L08*
PN05L10**
PN10L08*
PN10L10**

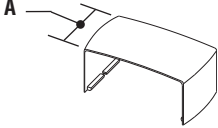
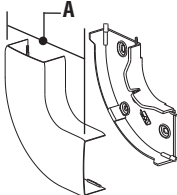
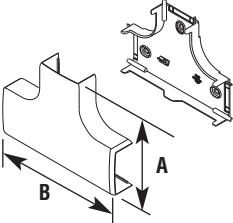
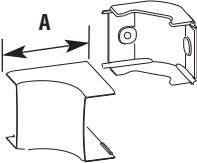
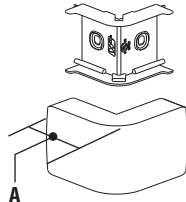
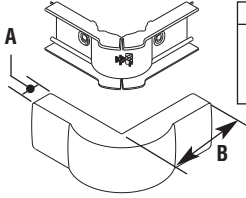
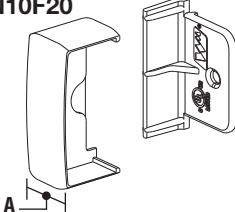
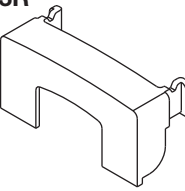
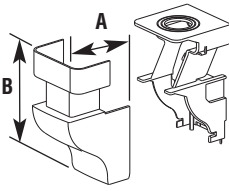
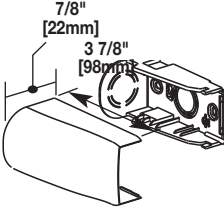
One-Piece Raceway – Co-extruded hinged, one-piece raceway.



Cat No.	A	B
PN03L08	1/2" [12.7mm]	13/16" [20.6mm]
PN03L10	1/2" [12.7mm]	13/16" [20.6mm]
PN05L08	5/8" [15.9mm]	1 1/8" [29mm]
PN05L10	5/8" [15.9mm]	1 1/8" [29mm]
PN10L08	13/16" [20.6mm]	1 11/16" [43mm]
PN10L10	13/16" [20.6mm]	1 11/16" [43mm]

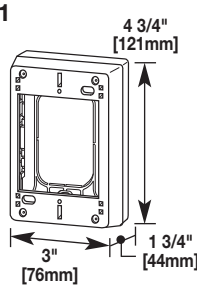
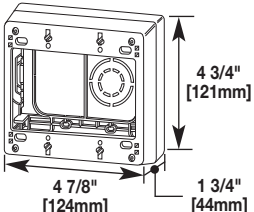
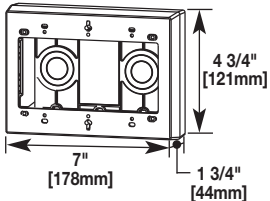
* Add "-WH" suffix for White finish, "-FW" for Fog White finish or "-V" for Ivory finish.
 ** 10' [3.05m] lengths available in Fog White finish only.

PN03, PN05, and PN10 Surface Nonmetallic Raceway Fittings

Catalog No./Item	Description/Specifications												
<p>PN03F06 PN05F06 PN10F06</p> 	<p>Cover Clip – Covers seam where two lengths of PN03, PN05, or PN10 Series Raceway meet.</p> <table border="1" style="margin-left: auto; margin-right: auto;"> <thead> <tr> <th>Cat No.</th> <th>A</th> </tr> </thead> <tbody> <tr> <td>PN03F06</td> <td>1" [25mm]</td> </tr> <tr> <td>PN05F06</td> <td>1" [25mm]</td> </tr> <tr> <td>PN10F06</td> <td>1" [25mm]</td> </tr> </tbody> </table>	Cat No.	A	PN03F06	1" [25mm]	PN05F06	1" [25mm]	PN10F06	1" [25mm]				
Cat No.	A												
PN03F06	1" [25mm]												
PN05F06	1" [25mm]												
PN10F06	1" [25mm]												
<p>PN03F11 PN05F11 PN10F11</p> 	<p>90° Flat Elbow – Makes right angle turns on same surface. 1" [25mm] bend radius.</p> <table border="1" style="margin-left: auto; margin-right: auto;"> <thead> <tr> <th>Cat No.</th> <th>A</th> </tr> </thead> <tbody> <tr> <td>PN03F11</td> <td>2 11/16" [68mm]</td> </tr> <tr> <td>PN05F11</td> <td>2 15/16" [75mm]</td> </tr> <tr> <td>PN10F11</td> <td>3 11/16" [94mm]</td> </tr> </tbody> </table>	Cat No.	A	PN03F11	2 11/16" [68mm]	PN05F11	2 15/16" [75mm]	PN10F11	3 11/16" [94mm]				
Cat No.	A												
PN03F11	2 11/16" [68mm]												
PN05F11	2 15/16" [75mm]												
PN10F11	3 11/16" [94mm]												
<p>PN03F15 PN05F15 PN10F15</p> 	<p>Tee – Branches raceway at right angles on the same surface. 1" [25mm] bend radius.</p> <table border="1" style="margin-left: auto; margin-right: auto;"> <thead> <tr> <th>Cat No.</th> <th>A</th> <th>B</th> </tr> </thead> <tbody> <tr> <td>PN03F15</td> <td>2 11/16" [68mm]</td> <td>4 5/16" [110mm]</td> </tr> <tr> <td>PN05F15</td> <td>2 15/16" [75mm]</td> <td>4 3/4" [121mm]</td> </tr> <tr> <td>PN10F15</td> <td>3 11/16" [94mm]</td> <td>5 5/16" [135mm]</td> </tr> </tbody> </table>	Cat No.	A	B	PN03F15	2 11/16" [68mm]	4 5/16" [110mm]	PN05F15	2 15/16" [75mm]	4 3/4" [121mm]	PN10F15	3 11/16" [94mm]	5 5/16" [135mm]
Cat No.	A	B											
PN03F15	2 11/16" [68mm]	4 5/16" [110mm]											
PN05F15	2 15/16" [75mm]	4 3/4" [121mm]											
PN10F15	3 11/16" [94mm]	5 5/16" [135mm]											
<p>PN03F17 PN05F17 PN10F17</p> 	<p>Internal Elbow – Makes right angle turns around internal corners. 1" [25mm] bend radius.</p> <table border="1" style="margin-left: auto; margin-right: auto;"> <thead> <tr> <th>Cat No.</th> <th>A</th> </tr> </thead> <tbody> <tr> <td>PN03F17</td> <td>2 1/8" [54mm]</td> </tr> <tr> <td>PN05F17</td> <td>2 1/8" [54mm]</td> </tr> <tr> <td>PN10F17</td> <td>2 1/8" [54mm]</td> </tr> </tbody> </table>	Cat No.	A	PN03F17	2 1/8" [54mm]	PN05F17	2 1/8" [54mm]	PN10F17	2 1/8" [54mm]				
Cat No.	A												
PN03F17	2 1/8" [54mm]												
PN05F17	2 1/8" [54mm]												
PN10F17	2 1/8" [54mm]												
<p>PN03F18 PN05F18 PN10F18</p> 	<p>External Elbow – Makes right angle turns around external corners.</p> <table border="1" style="margin-left: auto; margin-right: auto;"> <thead> <tr> <th>Cat No.</th> <th>A</th> </tr> </thead> <tbody> <tr> <td>PN03F18</td> <td>1 5/8" [41mm]</td> </tr> <tr> <td>PN05F18</td> <td>1 5/8" [41mm]</td> </tr> <tr> <td>PN10F18</td> <td>1 5/8" [41mm]</td> </tr> </tbody> </table>	Cat No.	A	PN03F18	1 5/8" [41mm]	PN05F18	1 5/8" [41mm]	PN10F18	1 5/8" [41mm]				
Cat No.	A												
PN03F18	1 5/8" [41mm]												
PN05F18	1 5/8" [41mm]												
PN10F18	1 5/8" [41mm]												
<p>PN03F19 PN05F19 PN10F19</p> 	<p>90° External Elbow – Makes right angle turns around external corners. 1" [25mm] bend radius.</p> <table border="1" style="margin-left: auto; margin-right: auto;"> <thead> <tr> <th>Cat No.</th> <th>A</th> <th>B</th> </tr> </thead> <tbody> <tr> <td>PN03F19</td> <td>1 5/16" [23.8mm]</td> <td>3 1/8" [79mm]</td> </tr> <tr> <td>PN05F19</td> <td>1 3/16" [30mm]</td> <td>3 1/8" [79mm]</td> </tr> <tr> <td>PN10F19</td> <td>1 3/16" [30mm]</td> <td>3 3/8" [116mm]</td> </tr> </tbody> </table>	Cat No.	A	B	PN03F19	1 5/16" [23.8mm]	3 1/8" [79mm]	PN05F19	1 3/16" [30mm]	3 1/8" [79mm]	PN10F19	1 3/16" [30mm]	3 3/8" [116mm]
Cat No.	A	B											
PN03F19	1 5/16" [23.8mm]	3 1/8" [79mm]											
PN05F19	1 3/16" [30mm]	3 1/8" [79mm]											
PN10F19	1 3/16" [30mm]	3 3/8" [116mm]											
<p>PN03F20 PN05F20 PN10F20</p> 	<p>Blank End Fitting – Closes off open end of raceway.</p> <table border="1" style="margin-left: auto; margin-right: auto;"> <thead> <tr> <th>Cat No.</th> <th>A</th> </tr> </thead> <tbody> <tr> <td>PN03F20</td> <td>1 1/16" [17.5mm]</td> </tr> <tr> <td>PN05F20</td> <td>1 1/16" [17.5mm]</td> </tr> <tr> <td>PN10F20</td> <td>1 1/16" [17.5mm]</td> </tr> </tbody> </table>	Cat No.	A	PN03F20	1 1/16" [17.5mm]	PN05F20	1 1/16" [17.5mm]	PN10F20	1 1/16" [17.5mm]				
Cat No.	A												
PN03F20	1 1/16" [17.5mm]												
PN05F20	1 1/16" [17.5mm]												
PN10F20	1 1/16" [17.5mm]												
<p>PN153R</p> 	<p>Reducer Adapter – Connects PN03 or PN05 Series Raceway to PN10 Series Raceway. Use with a PN10F15 Tee Fitting.</p>												
<p>PN05F86 PN10F86</p> 	<p>Drop Ceiling Connector – Connects cables from ceiling into PN03, PN05 or PN10 Series Raceway. Includes PN153R Reducer Adapter for use with PN03 Series Raceway.</p> <table border="1" style="margin-left: auto; margin-right: auto;"> <thead> <tr> <th>Cat No.</th> <th>A</th> <th>B</th> </tr> </thead> <tbody> <tr> <td>PN05F86</td> <td>1 5/16" [33mm]</td> <td>4 3/8" [111mm]</td> </tr> <tr> <td>PN10F86</td> <td>2 1/2" [64mm]</td> <td>4 3/8" [111mm]</td> </tr> </tbody> </table>	Cat No.	A	B	PN05F86	1 5/16" [33mm]	4 3/8" [111mm]	PN10F86	2 1/2" [64mm]	4 3/8" [111mm]			
Cat No.	A	B											
PN05F86	1 5/16" [33mm]	4 3/8" [111mm]											
PN10F86	2 1/2" [64mm]	4 3/8" [111mm]											
<p>PN10F21</p> 	<p>Entrance End fitting – Connects 1/2" and 3/4" trade size conduit or armored cable with PN03, PN05 and PN10 Series Raceway. Includes PN153R Reducer Adapter for use with PN03 and PN05 Series Raceway.</p>												

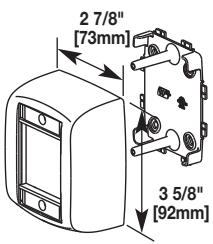
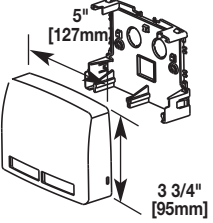
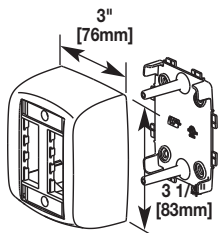
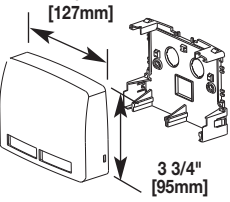
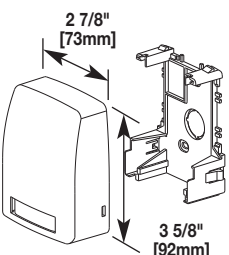
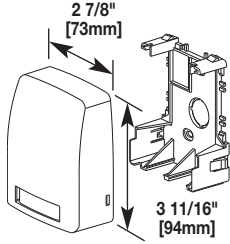
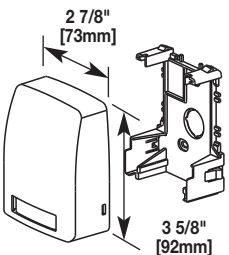
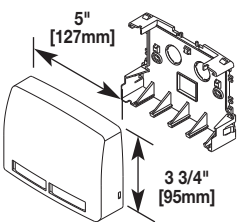
NOTE: Add "-WH" suffix for White finish, "-FW" for Fog White finish or "-V" for Ivory finish.

PN03, PN05, and PN10 Series Device Boxes

Catalog No./Item	Description/Specifications
<p>PSB1</p> 	<p>One-Gang Power Box – Accepts all standard single-gang NEMA face-plates. Concentric twist-outs on all four sides for PN03, PN05, and PN10 Series Raceway.</p>
<p>PSB2</p> 	<p>Two-Gang Device Box – Accepts all standard two-gang NEMA faceplates. Concentric twist-outs on all four sides for PN03, PN05, and PN10 Series Raceway.</p>
<p>PSB3</p> 	<p>Three-Gang Device Box – Accepts all standard three-gang NEMA faceplates. Concentric twist-outs on all four sides for PN03, PN05, and PN10 Series Raceway. Designed for use with Ortronics® Wi-Jack™ Wireless Access Point.</p>

NOTE: Add -“WH” suffix for White finish, -“FW” for Fog White finish or -“V” for Ivory finish.

Communication Boxes

Catalog No./Item	Description/Specifications	Catalog No./Item	Description/Specifications
PBB2S2 	Bezel Box – Surface mount box for use with Eclipse Series Raceway or standalone application. Accepts two front-loaded outward facing devices including Ortronics® Series II devices	PDB2CM 	Large Data Box – Surface mount box for use with Eclipse Series Raceway or standalone application. Accepts two front-loaded downward facing devices including Pass & Seymour® Activate Series inserts and Wiremold Open System communication modules.
PBB4TJ 	Bezel Box – Surface mount box for use with Eclipse Series Raceway or standalone application. Accepts four front-loaded outward facing devices including Ortronics® TracJack devices.	PDB2S2 	Large Data Box – Surface mount box for use with Eclipse Series Raceway or standalone application. Accepts two front-loaded downward facing devices including Ortronics® Series II devices.
PDB1S2 	Small Data Box – Surface mount box for use with Eclipse Series Raceway or standalone application. Accepts one front-loaded downward facing device including Ortronics® Series II devices.	PDB2TJ 	Small Data Box – Surface mount box for use with Eclipse Series Raceway or standalone application. Accepts two front-loaded downward facing devices including Ortronics® TracJack devices.
PDB1CM 	Small Data Box – Surface mount box for use with Eclipse Series Raceway or standalone application. Accepts one front-loaded downward facing device including Pass & Seymour® Activate Series inserts and Wiremold Open System communication modules.	PDB4TJ 	Large Data Box – Surface mount box for use with Eclipse Series Raceway or standalone application. Accepts four front-loaded downward facing devices including Ortronics® TracJack devices.

NOTE: Add -"WH" suffix for White finish, -"FW" for Fog White finish or -"V" for Ivory finish.

Raceway Wire Fill Capacities for Communications

	CABLE/WIRE SIZE	O.D.		PN03L		PN05L		PN10L	
		Inches	[mm]	20%*	40%**	20%*	40%**	20%*	40%**
UNSHIELDED TWISTED PAIR	4-pair, 24 AWG Cat 3	0.190	[4.8]	1	3	3	6	6	13
	4-pair, 24 AWG Cat. 5e	0.210	[5.3]	1	2	2	5	5	11
	4-pair, 24 AWG Cat. 6	0.250	[6.3]	0	1	1	3	4	8
	4-pair, 24 AWG Cat. 6a	0.351	[9.0]	0	0	0	1	2	4
TELEPHONE	2-pair, 24 AWG	0.140	[3.6]	2	5	5	11	12	25
	3-pair, 24 AWG	0.150	[3.8]	2	4	4	9	11	22
	4-pair, 24 AWG	0.190	[4.8]	1	3	3	6	6	13
	25-pair, 24 AWG	0.410	[10.4]	0	0	0	1	1	3
COAXIAL	RG58/U	0.195	[5.0]	1	2	2	5	6	13
	RG59/U	0.242	[6.1]	0	1	1	3	4	8
	RG62/U	0.242	[6.1]	0	1	1	3	4	8
	RG6/U	0.270	[6.9]	0	1	1	3	3	6
TWINAXIAL	100 Ohm	0.330	[8.4]	0	1	1	2	2	4
SHIELDED TWISTED PAIR	TYPE 1	0.390	[9.9]	0	0	0	1	1	3
	TYPE 2	0.465	[11.8]	0	0	0	1	1	2
	TYPE 3	0.245	[6.2]	0	1	1	3	4	8
FIBER	Mini Zip Cord	0.079 x 0.157	[2 x 4]	3	7	7	14	15	31
	Zip Cord	0.118 x 0.236	[3 x 6]	1	3	3	6	7	14
	Round 4 Strand Fiber	0.187	[4.8]	1	3	3	6	7	14
	Round 6 Strand Fiber	0.256	[6.5]	0	1	1	3	3	7

* 20% cable fill is calculated to approximate reduction in cable capacity due to connectors mounted within raceway and fittings that may restrict cross sectional area.
 ** 40% cable fill is the maximum designed cable fill based on a proposed revision to TIA/EIA 569-A.

Raceway Wire Fill Capacities for Power

WIRE SIZE THHN/THWN	O.D.		NUMBER OF CONDUCTORS		
	Inches	[mm]	PN03	PN05	PN10
14 AWG	0.111	[2.8]	8	16	22
12 AWG	0.130	[3.3]	7	14	20
10 AWG	0.164	[4.2]	0	0	19

DATACOM CONNECTIVITY OPTIONS


Now you have a wide range of options for providing datacom connectivity into Wiremold/Legrand Pathways. They are:

- **Ortronics® TracJack® and Series II Modular Connectivity Solutions**
- **Pass & Seymour Activate™ Modular Inserts**
- **Open System Communication Modules**

Ortronics® Connectivity

TracJack® Individual Jack System

- Front-loading, snap-in design supports future moves adds and changes
- Inserts for voice, data, audio, and video
- Available Category 3, 5e, 6, USOC 6-position, and other media
- Flat or angled 45° exit configurations
- Choice of 13 colors and color matched to Wiremold Systems
- Universal T568A/B wiring format



Series II Front-Loading, Module System

- Module design features easy snap-in front-loading design
- Linear 110 punch down format for easy termination
- Inserts for voice, data, audio, and video
- Available Category 3, 5e, 6, USOC 6-position, and other media
- Available in flat or angled 45° exit configurations
- Color matched to Wiremold Systems




For detailed product selection refer to the **Ortronics Catalog** or visit www.ortronics.com.

Pass & Seymour Legrand Network Wiring

Activate™ Series Front-Loading Inserts

- Modular inserts for voice, data, audio and video applications
- Front-load, snap-in design
- Color and texture matched to Wiremold Systems
- Available Category 3, 5e, 6, as well as 6-position USOC
- Universal T568A/B wiring format




For detailed product selection refer to the **Pass & Seymour Network Wiring Catalog** or visit www.passandseymour.com.

Open Connectivity Solutions

Wiremold Open System Communications Modules

- Accommodate a wide range of manufacturers' communications outlets including keystone jacks, as well as proprietary solutions from Avaya (Systimax) and NORDX
- Modules insert into a wide range of Wiremold Systems
- Pre-punched faceplates accept common communication devices



NOTE: For more information on integrating connectivity into Wiremold Cable Management Systems contact the Wiremold Applications Engineering Team or your local Wiremold Sales Representative.



Wiremold

Wiremold/Legrand

U.S. and International:
60 Woodlawn Street • West Hartford, CT 06110
1-800-621-0049 • FAX 860-232-2062 • Outside U.S. 860-233-6251
Canada:
570 Applewood Crescent • Vaughan, Ontario L4K 4B4
1-800-723-5175 • FAX 905-738-9721

ED1099R8 – Updated August 2009 – For latest specs visit www.wiremold.com

